

RAMA
UNIVERSITY

SHORT TERM COURSE ON
**MINOR ORAL
SURGERY**



1 Month



Begins Oct 2022



INR 4500



RAMA UNIVERSITY UTTAR PRADESH, KANPUR

(vide U.P. Act No. 1 of 2014 as passed by State Legislature and recognized by UGC U/s 2(f))
Rama City, G.T. Road (Near Mandhana Railway Station)
Mandhana, Kanpur- 209217

BOS
2021

REF:

RAMA DENTAL COLLEGE, HOSPITAL & RESEARCH CENTRE
KANPUR

DEPARTMENT OF ORAL & MAXILLOFACIAL SURGERY

Date: 11.2.2021

Minutes of the meeting

A meeting of board of studies was held for undergraduate & postgraduate program on 11.2.2021 at 12:00pm in the office of HOD, Department of Oral & Maxillofacial Surgery.

Following members were present:

- | | |
|--------------------------|--------------------|
| 1. Dr. Kiran D N | (Chairperson) |
| 2. Dr.Srijon Mukherji | (Convener) |
| 3. Dr. Nishant Singh | (Internal Member) |
| 4. Dr. Ankita Raj | (Internal Member) |
| 5. Dr.Chandresh Jaiswara | (External Member) |

Agenda

1. Action taken report (ATR) on minutes of previous meeting

The BOS committee confirmed the minutes of the BOS meeting held on 6.1.2020

2. Review of existing programs and their curriculum

s.no.	Item number	Existing	Recommendation/ action taken
For BDS			
1.	Syllabus for BDS 3 RD YEAR	As per DCI REGULATION 2007	Department of oral & maxillofacial surgery follows the course as per DCI REGULATION 2007 hence no amendment proposal sent to academic council for kind information
2.	Syllabus for BDS 4 TH YEAR	As per DCI REGULATION 2007	Department of oral & maxillofacial surgery follows the course as per DCI REGULATION 2007 hence no amendment proposal sent to academic council for kind

Kiran

Srijon

Nishant

AB

Chandresh



RAMA UNIVERSITY UTTAR PRADESH, KANPUR

(vide U.P. Act No. 1 of 2014 as passed by State Legislature and recognized by UGC U/s 2(f))
Rama City, G.T. Road (Near Mandhana Railway Station)
Mandhana, Kanpur- 209217

3.	Exposure visits (internship)	As per DCI regulation 2007 ,BDS urriculum is based on 1 year compulsory internship to enhance the skills and knowledge of students	information As the BDS curriculum (as per DCI consist of 1 year compulsory internship program hence there is no amendment needed in this regard proposal sent to academic council for kind information
4.	Panel of external examiners	AS PER DCI REGULATION 2007	Panel of external examiners for the final exams is submitted for approval
MDS			
1.	MDS STUDENTS	AS PER DCI REGULATION 2017	Department of oral & maxillofacial surgery follows the course as per DCI REGULATION 2007 hence no amendment proposal sent to academic council for kind information
2.	Panel of external examiners	As per DCI REGULATION 2017	Panel of external examiners for the final exams is submitted for approval

3. Recommendation on new course/ short term training

s.no.	Item number	Feedback from faculty/students	Recommendation/ action taken
1	Conduction of short term course for 30 hours	Training/certificate based short term course for developing practical skills is suggested	Short term course on "minor oral surgery" is proposed for enhancing the knowledge and skills of the students
2	Conduction of AOMSI state conference from 23-24 september 2022	Certificate will be provided to all the delegates	Teaching and enhancing knowledge of PGs in latest advancements in Oral And Maxillofacial Surgery

Kumar

SPD

Mur

AR

Chandras



RAMA UNIVERSITY UTTAR PRADESH, KANPUR

(Vide U.P. Act No. 1 of 2014 as passed by State Legislature and recognized by UGC U/s 2(f))

Rama City, G.T. Road (Near Mandhana Railway Station)
Mandhana, Kanpur- 209217

4. Review of teaching process and pedagogy

s.no.	Item number	existing	Recommendation/ action taken
1	Enrichment in teaching pedagogy for better understanding	Audio video aids, black boards, whiteboards, peaceful learning environment	Proper interaction with students, involve the students in training and learning program and experimental learning by doing principle must be adopted
2.	Evaluation Scheme	Existing evaluation scheme as per DCI is adopted	Proper evaluation for final year undergraduate students and all the post graduate students is taken (the protocol is attached below)

5. Result analysis :


Summary of result analysis of student's performance in the university examinations was presented and was found to be satisfactory . it was also suggested that results should be analysed after every internal assessment examinations and remedial classes should be conducted for under performers

6. Feedback analysis :

Analysis was based on already collected feedback from the students and report was found to be satisfactory


7. Any other issues with permission of the chair :

Meeting concluded with the vote of thanks to the chair .date of next meeting to be decided and conveyed later


Dr. Kiran D N
Chairperson

Enclosure : recommended curriculum attached for consideration and approval

Cc:
Dean academic affairs
Registrar
Principal, Rama Dental College













RAMA UNIVERSITY UTTAR PRADESH, KANPUR

(vide U.P. Act No.1 of 2014 as passed by State Legislature and recognized by UGC U/s 2(f))

Ref. No.: RE/REG/2022

Date:- 31.08.2022

Office Order

To,

Principal,

Rama Dental College Hospital &

Research Centre, Kanpur

Dear Sir,

With reference to your submitted proposal, Vice Chancellor pleased to accord permission to conducting a short-term certificate course on the following topics by the Department as follows subject to approval of the Academic Council.

Sl No.	Short Term Course	Department
1.	Simplifying Endodontics	Conservative Dentistry and Endodontics
2.	Pediatric Endodontics	Pediatric and Preventive Dentistry
3.	Minor oral Surgery	Oral and Maxillofacial Surgery
4.	Dental Radiology	Oral Medicine and Radiology
5.	Basic Course in Histopathology Technique	Oral and Maxillofacial Pathology & Microbiology
6.	Photography and its Application in Dentistry	Periodontology
7.	Myofunctional appliance therapy	Orthodontics & Dentofacial Orthopedics

(Registrar)

Copy to:-

1. Secretary to Hon'ble Chancellor.
2. Secretary to Hon'ble Vice-Chancellor.
3. Director Sir
4. Dean Academic Affairs
5. Principal, Faculty of Dental Sciences
6. Controller of Examinations
7. Deputy Registrar/Asst. Registrar
8. Guard File

Note Sheet

- 1 -

rsity

h,

: Office of
Academic

02/20/2022
2:28/8/2022

- Faculty of Dental Sciences (Kama Dental College)
Hospital and Research Center) ~~is~~ to propose
the following career oriented short term courses
- 1- Public Health Dentistry - Biostatistics and
Research Methodology
 - 2- Orthodontics and Dentofacial Orthopedics - Myo-
-functional appliance therapy
 - 3- Periodontology - Photography and its applications
in Dentistry
 - 4- Oral and Maxillofacial Pathology and Microbiology
Basic Course in Histopathology Technique
 - 5- Conservative Dentistry and Endodontics - Simplified
Endodontics.
 - 6- Pediatric and Preventive Dentistry - Pediatric
Endodontics
 - 7- Oral and Maxillofacial Surgery - Minor Oral
Surgery
 - 8- Oral Medicine and Radiology - Dental Radiology

The above are the above mentioned courses in

Note Sheet

rsity

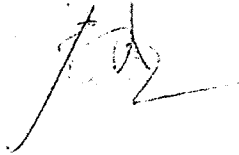
b,

- Faculty of several names proposed the various
Direct from Council as mentioned by Dean Academic
Affairs

- As per the recommendation of Dean Academic Affairs
the meeting for proposal and approval of

R.R. Das
22/11/2014

Registrar/ve



PAYMENT DETAILS OF SHORT TERM COURSE				
S.No.	DEPARTMENT	NAME OF STUDENT	PAID AMOUNT	TRANSACTION NUMBER
1	oral surgery	Shivam Chaurasia	4500	322294438377 RN17-18/153673
2	oral surgery	Sarika Singh	4500	230152544430 - RN17-18/42884
3	oral surgery	Rimi Ghoshal	4500	230115146305 RN17-18/42885
4	oral surgery	WashviSingh	4500	230169069914 RN17-18/42886
5	oral surgery	Aditi Kapoor	4500	000523113572 RN17-18/42894
6	oral surgery	Rajat Dubey	4500	T2210300943470826921574 RN17-18/153674
7	oral surgery	Rahul Yadav	4500	230430752453 RN17-18/42887
8	oral surgery	Prachi Gupta	4500	T2210311235311526921979 RN17-18/153675

Verified
/

[Signature]
22.03.2023

[Signature]
Dr. PRASANNA KUMAR P MDS
Prof. & HEAD OF DEPARTMENT
ORAL & MAXILLO FACIAL SURGERY
RAMA DENTAL COLLEGE, HOSPITAL &
RESEARCH CENTRE, KANPUR (UP)

[Signature]
PRINCIPAL
Rama Dental College-Hospital
AND RESEARCH CENTER

DEPARTMENT OF ORAL & MAXILLOFACIAL SURGERY

SHORT TERM COURSE – MINOR ORAL SURGERY

SCHEDULE

SERIAL NO.	DATE	TIME	SCHEDULE
1	31/10/2022	11:00AM-1:00PM	LECTURE- BASICS OF SURGICAL EXTRACTION
2	01/11/2022	11:00AM-1:00PM	DEMONSTRATION OF SURGICAL EXTRACTION ON PATIENT
3	02/11/2022	11:00AM-1:00PM	HANDS ON- SURGICAL EXTRACTION ON PATIENT
4	03/11/2022	11:00AM-1:00PM	HANDS ON- SURGICAL EXTRACTION ON PATIENT
5	04/11/2022	11:00AM-1:00PM	LECTURE – ALVEOLOPLASTY
6	07/11/2022	11:00AM-1:00PM	DEMONSTRATION OF ALVEOLOPLASTY ON PATIENT
7	08/11/2022	11:00AM-1:00PM	HANDS ON- ALVEOLOPLASTY ON PATIENT
8	09/11/2022	11:00AM-1:00PM	HANDS ON- ALVEOLOPLASTY ON PATIENT
9	10/11/2022	11:00AM-1:00PM	HANDS ON- ALVEOLOPLASTY ON PATIENT
10	11/11/2022	11:00AM-1:00PM	LECTURE – ENDODONTIC SURGERIES
11	13/11/2022	11:00AM-1:00PM	DEMONSTRATION OF ENDODONTIC SURGERIES ON PATIENT
12	14/11/2022	11:00AM-1:00PM	HANDS ON- ENDODONTIC SURGERIES ON PATIENT
13	15/11/2022	11:00AM-1:00PM	HANDS ON- ENDODONTIC SURGERIES ON PATIENT
14	16/11/2022	11:00AM-1:00PM	HANDS ON- ENDODONTIC SURGERIES ON PATIENT
15	17/11/2022	11:00AM-1:00PM	Assessment and evaluation



DEPARTMENT OF ORAL AND MAXILLOFACIAL SURGERY

FACULTY OF DENTAL SCIENCES RAMA UNIVERSITY

Attendance

Serial no.	Name	31/10	1/11	2/11	3/11	4/11	7/11	8/11	9/11	10/11	11/11	13/11	14/11	15/11	16/11	17/11
1	Shivam Chaurasia	p	p	p	p	p	p	p	p	p	p	p	p	p	p	p
2	Sarika Singh	p	p	p	p	p	p	p	p	p	p	p	p	p	p	p
3	Prachi Gupta	p	p	p	p	p	p	p	p	p	p	p	p	p	p	p
4	Rimi Ghoshal	p	p	p	p	p	p	p	p	p	p	p	p	p	p	p
5	Aditi Kapoor	p	p	p	p	p	p	p	p	p	p	p	p	p	p	p
6	Washbi Singh	p	p	p	p	p	p	p	p	p	p	p	p	p	p	p
7	Rahul Kumar Yadav	p	p	p	p	p	p	p	p	p	p	p	p	p	p	p
8	Rajat Dubey	p	p	p	p	p	p	p	p	p	p	p	p	p	p	p

[Signature]
 DR. PRASENNA KUMAR * MDS
 Prof. & HOD OF DEPARTMENT
 OF ORAL & MAXILLOFACIAL SURGERY
 RAMA DENTAL COLLEGE HOSPITAL &
 RESEARCH CENTRE, RAIPUR (C.P.)

DEPARTMENT OF ORAL AND MAXILLOFACIAL SURGERY

FACULTY OF DENTAL SCIENCES RAMA UNIVERSITY

Evaluation criteria for short term course

1. Patient approach
2. Surgical skills
3. Knowledge Of The Subject

Bhuvane

Principal
Rama Dental College
Hospital and Research
Centre - Kanpur


Prasanna Kumar

Dr PRASANNA KUMAR BDS
Prof & HEAD OF DEPARTMENT
OF ORAL AND MAXILLOFACIAL SURGERY
RAMA DENTAL COLLEGE HOSPITAL &
RESEARCH CENTRE, KANPUR (UP)

DEPARTMENT OF ORAL AND MAXILLOFACIAL SURGERY
FACULTY OF DENTAL SCIENCES RAMA UNIVERSITY

SHORT TERM COURSE
EVALUATION

Serial no.	Name	Pateint Aproach	Surgical Skills	Knowledge Of The Subject
1	Shivam Chaurasia	A	A	A
2	Sarika Singh	A	A	A
3	Prachi Gupta	A	A	A
4	Rimi Ghoshal	A	A	A
5	Aditi Kapoor	A	A	A
6	Washbi Singh	A	A	A
7	Rahul Kumar Yadav	A	A	A
8	Rajat Dubey	A	A	A



DR. ANASANNA KUMAR, P.M.D.S.
PROF. & HEAD OF DEPARTMENT
ORAL & MAXILLOFACIAL SURGERY
RAMA DENTAL COLLEGE HOSPITAL &
RESEARCH CENTRE - KANPUR (U.P.)


Principal
Rama Dental College
Hospital and Research
Centre - Kanpur

Feedback 2022

0 1 2 3 4 5 6

The course format and design is led by the course provider



The course organisation and communication with the course provider



The course content is relevant and up-to-date



Staff support



Facilities



Equipment and resources



The course achieves the learning outcomes



The course is enjoyable and your experience



Value the faculty suitable for diverse




The course is appropriate to you



The course meets your expectations



Staff are well trained



The course is relevant to your industry



The course is well supported



For course

For the provider

For the course

For the provider

DEPARTMENT OF ORAL & MAXILLOFACIAL SURGERY

Short term course

Question paper

Question 1. A 40-year-old male patient presents with severe pain related to a grossly decayed, unrestorable lower left first molar. He has a poor oral hygiene and a neglected dentition. He smokes 20 cigarettes per day but is otherwise fit and healthy. You carry out extraction of his LL6 under local anaesthesia using forceps alone. Which one of the following complications is most likely?

- A Alveolar osteitis
- B Anaesthesia of the lingual nerve
- C Haematoma of the oral floor
- D Paraesthesia of the inferior alveolar nerve
- E Postoperative bleeding

Question 2. A 70-year-old female patient requires extraction of her lower left second molar.

She has a history of osteoporosis and is taking oral alendronate. You are concerned about the risk of bisphosphonate-related osteonecrosis of the jaw. Which one of the following concomitant factors is LEAST likely to increase the risk of this complication in patients taking bisphosphonates?

- A Diabetes mellitus
- B Ischemic heart disease
- C Poor oral hygiene
- D Smoking

Question 3. A 60-year-old female patient requires extraction of her upper right first molar. She has a history of ischemic heart disease and is taking oral warfarin. You are concerned about the risk of post-extraction bleeding. Which one of the following is LEAST likely to aid haemostasis?

- A Alveogyl
- B Gelfoam



PRASANNA KUMAR P. MDS
HEAD OF DEPARTMENT
OF FACIAL SURGERY
LEELI HOSPITAL &
KANPUR (UP)

C Oxidised cellulose

D Pressure pack

E Suturing

Question 4. A 45-year-old patient develops an oro-antral communication following extraction of her upper left first molar. Following surgical repair of the defect, you provide postoperative advice to this patient. Which one of the following precautions LEAST likely to be included in your instructions?

A Avoid forceful nose blowing

B Avoid smoking

C Avoid vigorous mouth rinsing

D Use a straw to drink liquids

E Use nasal decongestants

Question 5. Displacement of a tooth into the infratemporal space is most likely to be associated with which one of the following teeth?

11/1

KUMAR P BDS
DENTIST

- A Mandibular premolars
- B Mandibular third molars
- C Maxillary canines
- D Maxillary premolars
- E Maxillary third molars

- f Steroid therapy

5 Which one of the following is the most appropriate indication for surgical endodontics?

- A Draining sinus related to periradicular disease
- B Inability to obturate a canal due to ledge formation


ANNA KILMAR & PARTNERS
DENTAL DEPARTMENT
11, RIVER STREET
GLoucester, GLOUCESTER, GLOUCESTERSHIRE, GL1 2AA

- C Instrument fracture in the root canal
- D Lateral perforation during endodontics
- E Non-resolving periradicular pathology

6. When considering the option of surgical endodontics, which one of the following features is regarded as a contraindication?

- A Accessory root
- B Bulbous roots
- C Dilacerated root
- D Extracoronary restorations
- E Inadequate bone support

7 Root-end resection (apicectomy) is performed routinely during surgical endodontics. Which one of the following is the LEAST likely benefit of this step?


WA KITAAR P MDS
DEPARTMENT
SURGERY
MAY 4
2010

- A Achieving haemostasis
- B Elimination of lateral canals
- C Facilitation of periradicular curettage
- D Facilitation of retrograde root filling
- E Improving access to periradicular tissues

8 You plan to carry out a retrograde root filling following an apicectomy on an upper incisor. Which one of the following materials is most likely be your first choice?

- A Amalgam
- B Composite
- C Iodoform paste



DR. PRASANVA KUMAR P. MDS
HEAD OF DEPARTMENT
OF FACIAL SURGERY
COLLEGE HOSPITAL &
KATIPUR (UP)

D Mineral trioxide aggregate

E Zinc phosphate

9 Which one of the following measures is LEAST likely to be recommended following an apicectomy?

A Antibiotics

B Chlorhexidine mouth rinses

C Ice packs

D Non-steroidal anti-inflammatory agents

E Saline mouth rinses

A 25-year-old pregnant subject in her first trimester presents with recurrent bleeding associated with a soft lump on the facial gingival in the upper canine region. Your provisional diagnosis is a pyogenic granuloma. Which one of the following is the most appropriate management option?

[Signature]
DANA K. TOLAN, D.M.S.
DEPARTMENT OF ORTHODONTICS
UNIVERSITY OF CALIFORNIA
SCHOOL OF DENTISTRY
SACRAMENTO, CA 95831

- A Conservative management until parturition
- B Prescribe antibiotics and review
- C Refer to her gynaecologist
- D Remove the lesion with a surgical scalpel
- E Remove the lesion with an electrocautery



Dr. PRADHANA KIRITMAA M.D. (D)
FRCGS (GYN) DEPARTMENT
OF GYNAECOLOGY & SURGERY
RAJIV GANDHI FEDERAL HOSPITAL &
RESEARCH CENTRE, KANPUR (U.P.)

To

Date : 14/2/2023

The Dean Academics

Rama University

Kanpur

Sub: issuance of certificates to the students on completion of short term course in the department of oral and maxillofacial surgery

Respected sir

This is to request you kindly issue the certificate to the following students who successfully completed the short term course on 'Minor Oral Surgery' from 31.10.2022 to 17.11.2022 conducted by the Department Of Oral & Maxillofacial Surgery, Faculty Of Dental Sciences, Rama University, Kanpur

The names of the students who completed the course

1. Shivam Chaurasia

2. Sarika Singh

3. Prachi

4. Rimi Ghoshal

5. Aditi Kapoor

6. Washbi Singh

7. Rahul Kumar Yadav

8. Rajat Dubey

Thanking you



Dr. Prasanna Kumar P

Prof. & Head

Department Of Oral & Maxillofacial Surgery

Faculty Of Dental Sciences

Rama University

*For warrants to concerned
authorities for
recognition for
officers*

PRINCIPAL

Rama Dental College-Hospital
AND RESEARCH CENTER

Faculty of Dental Sciences.

Department of ... ORAL AND MAXILLOFACIAL SURGERY

Serial no.	contents	Description/details
1	Title of the course-	<u>CERTIFICATE COURSE IN MINOR ORAL SURGERY</u>
2	About the course- describe the importance/usefulness of the course in 200-250 words.	<p>The course covers Exodontia and Minor Oral Surgeries such as: Impactions, Surgical Extractions, Alveoloplasty, Endo Surgeries, etc</p> <p>Followed by Theory Sessions. Department provides Hands-on Training, Live Demos and On-patient trainings</p> <p>On correlating the skills & competency required for executing clinical procedures, each candidate will be assigned with dental cases</p> <p>To sum up: Case Discussions, Formative and Cumulative Assessments play a key role during the course curriculum to validate the quality of learning</p> <p>Important Note: Surgery needs "Lions heart, eagles eye and Ladies fingers." We recommend this course only to the passionate and dedicated doctors who have steep inclination towards surgery. Depending upon your skill and ability to handle risks, mentors will allot the cases to avoid uncertainties.</p>

3	Eligibility/Who can apply?	<ul style="list-style-type: none"> • Dental graduates. • Interns. • Post graduate students. • Private practitioners.
4	Fee structure? (Registration fee -500/- Course fee- should be nominal, cover up all expenditure of the course to be decided by the dept.	Course Fee- A one time payment of Rs.4500 is required.
5	Account Details- given by the administration	Not to fill
6	How to apply? (Process of application- Contact person name, email id, contact number. Registration form/other methods of registration- common for all depts. Provided by administration)	Contact Persons Name- admission cell, faculty of dental sciences, rama university Email Id-admissions.rdc@ramauniversity.ac.in Contact Number-9919774489 / 0512-2580611
7	Important Dates (Application start date and end date)	Depends on the advisory of concerned authority.
8	Courseware	Not to fill
9	Instructors- mention names, emails & mob.nos.	<ol style="list-style-type: none"> 1. Name- Dr. Prasanna Kumar P 2. Dr. Ankita Raj 3. Dr.Abhishek Karan 4. Dr. Sardar Singh Yadav Email- prasannamaxface@gmail.com drankitaraj.rdc@ramauniversity.ac.in abhishekkaran28@gmail.com


RAMA MDS
STATEMENT
FORM

		Mob.no.- 9886122780, 9415465531, 7307021526, 9620061930
10	Mode of teaching: classroom/online	classroom
11	Evaluation system	Practical exam would be conducted at the end of the course
12	Course details/curriculum- detailed programme module.	<p>Total duration of course in no. of days -15 Days</p> <p>Day wise description of all the modules of course-</p> <p>Covering basic fundamentals and guiding principles, the first week of the program will be of complete theoretical classes and hands-on training followed by On-patient training. On-table personal mentorship sessions will be conducted daily before initiating the case. Each participant will be given cases of Extractions, Impactions, transalveolar extractions and other minor surgeries depending upon the availability of the cases.</p>
13	Course outcome - mention the benefits for the aspirants of course in 50-70 words)	<p>After the successful completion of the course Candidate will be able to perform Extractions and Minor Oral Surgeries such as: Impactions, Surgical Extractions, Alveoloplasty, Endo Surgeries, etc with full confidence and finesse.</p>

11/10

VIJAYAN P.M.D.S.
DENTISTRY
DEPARTMENT

14	Certification provided at the end of the course	Certification provided at the end of the course after satisfactory completion of all modules of the course


DR. PRASANNA KUMAR P. N. S.
PHD, HEAD OF DEPARTMENT
ORAL & MAXILLOFACIAL SURGERY
RAMA DENTAL COLLEGE, HOSPITAL &
RESEARCH CENTRE, K. N. NIPURH (UP)

RAMA University, Faculty of Dental Sciences, Kanpur
Department of Orthodontics & Dentofacial Orthopedics

Date: - 24/11/2022

CIRCULAR

A meeting of Board of studies of subject of Orthodontics & Dentofacial Orthopedics is scheduled on 29.11.2022 at 2.00 pm in the chamber of HOD, Orthodontics & Dentofacial Orthopedics. All members of the Board of Studies are requested to attend the same.

Agenda proposed for Board of studies meeting

- Approval of the minutes of last meeting of BOS held on 26/8/2021
- Evaluation of the curriculum of BDS and MDS students.
- Evaluation of UG/PG exam panel.
- Feedback analysis
- Result analysis
- Any other point suggested by Chairman

Copy to: -

1. To all members of BOS
2. Vice Chancellor, Rama University, Kanpur
3. Registrar, Rama University, Kanpur



(Dr. Sujit Panda)


Prof & Head

Department of Orthodontics and Dentofacial Orthopedics
Faculty of Dental Sciences Rama university

FACULTY OF DENTAL SCIENCES
DEPARTMENT OF ORAL & MAXILLOFACIAL SURGERY
REPORT ON SHORT TERM COURSE
" MINOR ORAL SURGERY"

The short term course on minor oral surgery was held in October - November 2022 organised by the department of oral and maxillofacial surgery. The programme was held in off line mode. Total 8 students registered for the course which was of 30 hours duration (2 hours for 15 days). The course covered Exodontia and Minor Oral Surgeries such as: Impactions, Surgical Extractions, Alveoloplasty, Endo Surgeries, etc. Department provided Hands-on Training, Live Demos and On-patient trainings On correlating the skills & competency required for executing clinical procedures Case Discussions, Formative and Cumulative Assessments played a key role during the course curriculum to validate the quality of learning. On-table personal mentorship sessions were conducted daily before initiating the case

After the successful completion of the course Candidate were able to perform Extractions and Minor Oral Surgeries such as: Impactions, Surgical Extractions, Alveoloplasty, Endo Surgeries, etc with full confidence and finesse.


Dr. PRASAD K. M. D. P. W. F.
Prof. & Head of Department
Oral & Maxillofacial Surgery
Dental College, Bangalore

Ser No 1379

CERTIFICATE OF SHORT TERM COURSE

THIS IS TO CERTIFY THAT

Mr. / Ms. Siddham Chaurasia

has successfully completed more than 30 hours short term course on

Minor Oral Surgery

conducted from 31.10.2022 to 17.11.2022 in the department

of Oral & Maxillofacial Surgery Faculty of Dental Sciences

Dean/Principal

Registrar/Controller of Examinations



RAMMA UNIVERSITY SEC-10

RAMMA UNIVERSITY

[Signature]