



SHORT TERM COURSE ON  
**MYOFUNCTIONAL  
APPLIANCE THERAPY**

 6 Days

 Begins Nov 2022

 INR 1000

MYOFUNCTIONAL  
APPLIANCE  
THERAPY - 2022.

**RAMA DENTAL COLLEGE HOSPITAL  
AND RESEARCH CENTRE**

**DEPARTMENT OF ORTHODONTICS & DENTOFACIAL  
ORTHOPEDICS**

**SHORT TERM COURSE  
"MYOFUNCTIONAL APPLIANCE"**

**RAMA University, Faculty of Dental Sciences, Kanpur**  
**Department of Orthodontics & Dentofacial Orthopedics**







Date: - 26/8/21

**Minutes of Meeting**  
**Board of Studies**

A meeting of Board of studies was held on 26.08.2021 at 2.00 pm in the chamber of HOD, Department Orthodontics & Dentofacial Orthopedics.

Following members were present:

1. Dr. Janardhana Amarnath B.J. (Principal)
2. Dr. Sujit Panda (Professor and HOD)
3. Dr. Neha Agarwal (Reader)
4. Dr. Karuna Singh (Reader)
5. Dr Jitendra Bhagchandani (Professor)
6. Dr Tarun Sharma (Professor)

- Chairman 
- Convener 
- Internal Member 
- Internal Member 
- External Member 
- External Member 





**AGENDA:**


1. Action taken report (ATR) on Minutes of previous meeting.

The minutes of BoS meeting held on 20/5/20 was confirmed by BoS committee.

2. A review Existing Programs and their curriculum.

S · N o ·	Item No.	Existing	Recommendation/Action taken
	<b>For BDS (Dept. of Orthodontics)</b>		
1.	BDS course regulations 2007 Framed by the Dental Council of India and approved by the Central Government under the Dentist Act, 1948-vide government of India, Ministry of Health & Family welfare letter No. V.12012/3/2006-DE dated	The same BDS course regulations 2007 Framed by the Dental Council of India and approved by the Central Government under the Dentist Act, welfare letter No.	University followed course curricula based on same BDS course regulations 2007 Framed by the Dental Council of India, welfare letter No. V.1202/3/2006-DE dated 25.07.2007. As such no amendment needed in this regard till date



	25.07.2007	V.1202/3/2006-DE dated 25.07.2007 followed till date	
	<b>For MDS (Dept. of Orthodontics)</b>		
<b>Sr. No.</b>	<b>Item no.</b>	<b>Existing</b>	<b>Recommendation/Action taken</b>
1.	MDS course regulations 2007 Framed by the Dental Council of India and approved by the Central Government under the Dentist Act, 1948-vide government of India, Ministry of Health & Family welfare letter No. V.12012/1/2001-DE dated 12.10.2007	In exercise of the powers the state government, the dental council of India revised MDS Course regulations 2007 under letter no-DE-87-2017. The regulations i.e. Masters of Dental Surgery Course Regulations, 2017 are currently followed.	University followed course curricula based on revised MDS course regulations 2017 framed by the Dental Council of India, welfare letter No. DE-87-2017. As such no amendment needed in this regard till date

**2. Recommendation on New course/Short term training**

Sr. No.	Item no.	Feedback from Faculty/Student	Recommendation/Action taken
1.	Conduction of career oriented short term course Total duration of course : (30 Hours)	Training/certificates based short term courses for developing practical skills is suggested	Two short term course were proposed for enhancing the knowledge and skills of students. ➤ "Myofunctional appliance"

**Result analysis:**

Summary of result analysis of the student's performance in the annual examination were presented and it was suggested that the course instructors should conduct remedial classes for the students whose performance was not found satisfactory.

*Handwritten signature*

*Handwritten signature*

*Handwritten signature*

*Handwritten signature*

**Feedback Analysis:**

Analysis was performed based on summary of already collected feedback from students and the course instructors have been instructed for improvement in teaching pedagogy for better understating of students in the cases where the feedback is below average.

The meeting conducted with a vote of thanks to the chair. Date of next meeting: to be decided and conveyed later.

Dr. Janardhana Amarnath B.J. (Principal)  
(Chairman)

CC:

1. Dean, Academic Affairs
2. Registrar Office

sh

Nela

Korun

Janardha B.J.  
Chairman





# RAMA UNIVERSITY UTTAR PRADESH, KANPUR

(vide U.P. Act No.1 of 2014 as passed by State Legislature and recognized by UGC U/s 2(f))

Ref. No.: RU/Reg./2022/123 A

Date:- 31.08.2022

## Office Order

To,  
Principal,  
Rama Dental College Hospital &  
Research Centre, Kanpur

Dear Sir,

With reference to your submitted proposal, Vice Chancellor pleased to accord permission to conducting a short-term certificate course on the following topics by the Department as follows subject to approval of the Academic Council.

Sl No.	Short Term Course	Department
1.	Simplifying Endodontics	Conservative Dentistry and Endodontics
2.	Pediatric Endodontics	Pediatric and Preventive Dentistry
3.	Minor oral Surgery	Oral and Maxillofacial Surgery
4.	Dental Radiology	Oral Medicine and Radiology
5.	Basic Course in Histopathology Technique	Oral and Maxillofacial Pathology & Microbiology
6.	Photography and its Application in Dentistry	Periodontology
7.	Myofunctional appliance therapy	Orthodontics & Dentofacial Orthopedics

  
(Registrar)

Registrar  
Rama University  
Kanpur (U.P.)

### Copy to:-

1. Secretary to Hon'ble Chancellor.
2. Secretary to Hon'ble Vice-Chancellor.
3. Director Sir
4. Dean Academic Affairs
5. Principal, Faculty of Dental Sciences
6. Controller of Examinations
7. Deputy Registrar/Asst. Registrar
8. Guard File

**RAMA University, Faculty of Dental Sciences, Kanpur**  
**Department of Orthodontics & Dentofacial Orthopedics**

Date: - 21/08/2021

**CIRCULAR**

A meeting of Board of studies of subject of Orthodontics & Dentofacial Orthopedics is scheduled on 26.08.2021 at 2.00 pm in the chamber of HOD, Orthodontics & Dentofacial Orthopedics. All members of the Board of Studies are requested to attend the same.

Agenda proposed for Board of studies meeting

- Approval of the minutes of last meeting of BOS held on 20/5/2020
- Evaluation of the curriculum of BDS and MDS students.
- Evaluation of UG/PG exam panel.
- Feedback analysis
- Result analysis
- Any other point suggested by Chairman

Copy to: -

1. To all members of BOS
2. Vice Chancellor, Rama University, Kanpur
3. Registrar, Rama University, Kanpur



(Dr. Sujit Panda )

Prof & Head

Department of Orthodontics and Dentofacial Orthopedics  
Faculty of Dental Sciences Rama university

COVER LETTER

To Respected

Date: 17/11/2022

Principal Sir /DeanAcademics,

Rama Dental College Hospital and Research Centre,

Kanpur,

Subject: Permission for approval of short term course conducted on "Myofunctional appliance Therapy" by Department of Orthodontics & Dentofacial Orthopedics, RDC.

Respected sir,

This is to bring your kind knowledge that we are submitting you the proposal for starting the short term course in "Myofunctional appliance therapy" to be conducted in Department of Orthodontics & Dentofacial Orthopedics, RDC in 2022. Sir please do grand us permission to conduct the short term course.

Thanking you,

Yours faithfully

  
Dr. Sujit Panda

Professor and HOD,

Department of Orthodontics and Dentofacial Orthopedics

RDC, Kanpur

NOTE: This date may vary as per UG University exam as when announce by university.

  
PRINCIPAL  
Rama Dental College Hospital  
AND RESEARCH CENTER

Dept. of Orthodontics  
Rama Dental College-Hospita  
& Research Center  
I, Lakhimpur  
Maharaj



## Note Sheet

- 1 -

iversity  
desh,


nt: Office of  
1 Academic

3/DDM/2022  
16.08/2022

Faculty of Dental Sciences (Rama Dental College)  
Hospital and Research Center) ~~want~~ to propose  
the following career oriented short term courses

- 1- Public Health Dentistry - Biostatistics and  
Research Methodology
- 2- Orthodontics and Dentofacial Orthopedics - Myo-  
functional appliance therapy
- 3- ~~2022~~ Periodontology - Photography and its applicat  
in Dentistry
- 4- Oral and Maxillofacial Pathology and Microbiology  
Basic course in Histopathology Technique
- 5- Conservative Dentistry and Endodontics - Simplified  
Endodontics.
- 6- Pediatric and Preventive Dentistry - Pediatric  
Endodontics
- 7- Oral and Maxillofacial Surgery - Minor Oral  
Surgery
- 8- Oral Medicine and Radiology - Dental Radiology

Kindly approve the above mentioned courses in  
the academics session - 2022-23.



Dean - Academic Affairs  
Rama University Uttar Pradesh



Note Sheet

University  
Address  
Department  
Location

- Faculty of Dental Science propose the written  
- Short Term Courses as mentioned by Dean Academic  
Affairs

- As per the recommendation of Dean Academic Aff  
- e part up for present and approval of

R. R. R.  
20/11/2014

Registerive

[Signature]

Rama Dental College, Hospital & Research Centre  
Department of Orthodontics & Dentofacial Orthopedics  
Short term course fees details 2022

S.No.	Student Name	Amount Received	Transaction ID	
1	Anirudh Ghorai	1000/-	230850002105	
2	Ankit Kumar Singh	1000/-	230918108519	
3	Anmol Prajapati	1000/-	23095099292	
4	Anshu Kumari	1000/-	231198640714	
5	Ashi Gautam	1000/-	231126742186	
6	Astha Soni-	1000/-	230951060742	
7	Ayush Singh	1000/-	230950984290	
8.	Dr.Michael H.Lynghoi	1000/-	231224040154	
9	Dr.Jitendra singh	1000/-	231253784740	

*Suj. Hande*  
Dept. of Orthodontics  
Rama Dental College-Hospital  
& Research Centre  
A-1, Lakhnaut (Near Station B)  
Gharaj University, Lucknow

9x1000=9000/-

Received

*Gen*

*Deena*  
PRINCIPAL  
Rama Dental College-Hospital  
AND RESEARCH CENTER



CLASS Short term... SUBJECT Nov - 22.....  
Course

Sl. No.	Name	Date					
		Admission No.	7/11	8/11	9/11	11/11	
			1	2	3	4	5
1)	Anisudh Ghosh		1	2	3	4	5
2)	Ankit K. Singh		1	2	3	4	5
3)	Amal Prasad		1	2	3	4	5
4)	Ayush Singh		1	2	3	4	5
5)	Akshay Soni		1	2	3	4	5
6)	Ash Gautam		1	2	3	4	5
7)	Anshu Kumari		1	2	3	4	5
8)	Michael Rajeev		1	2	3	4	5
9)	Titender Singh		1	2	3	4	5
			Dr	Dr	Dr	Dr	Dr

*Sujit Kumar*  
 Dept. of Orthodontics  
 Janta Dental College-Hospital  
 & Research Centre  
 A-1, Lakshmi Nagar, Near Sharda J  
 Khararai University

## DEPARTMENT OF ORTHODONTICS AND DENTOFACIAL ORTHOPEDICS

### TIME TABLE FOR SHORT TERM COURSE ON Myofunctional appliance 2022

DAY	DATE	MODULE	TOTAL HOURS OF TEACHING	COURSE CONTENT	DETAILS OF THE COURSE
DAY 1	22/08/23	Module 1	6 hours	Theory involving general concepts	<ul style="list-style-type: none"><li>• Basic concepts</li><li>• Classification</li><li>• Treatment principles</li></ul>
DAY 2	23/08/23	Module 2	6 hours	Diagnosis	<ul style="list-style-type: none"><li>• Case selection with detail analysis of facial photographs</li><li>• Vertical treatment objective</li></ul>
DAY 3	24/08/23	Module 3	6 hours	Construction bite	<ul style="list-style-type: none"><li>• Bite planes</li><li>• Bite registration</li><li>• Construction or working bite</li></ul>
DAY 4	25/08/23	Module 4	6 hours	Fabrication of functional appliance	<ul style="list-style-type: none"><li>• Wire components are fabricated</li><li>• Wax up and acrylization</li></ul>
DAY 5	26/08/23	Module 5	6 hours	Appliance delivery and its clinical application	<ul style="list-style-type: none"><li>• Post delivery instruction is given regarding the use of appliance.</li><li>• Trimming of appliance</li><li>• Recall guideline</li></ul>

  
**Dept. of Orthodontics**  
**Rama Dental College-Hospital**  
**& Research Centre**  
**A-1, Lakhanpur (Near Shahu ji**  
**Wabarai University) K. J. Somaiya Institute**



**RAMA DENTAL COLLEGE HOSPITAL AND RESEARCH CENYRE**

**DEPARTMENT OF ORTHODONTICS AND DENTOFACIAL ORTHOPEDICS**

**(SHORT TERM COURSE TEST)**

**1. Frankel- IV for used for**

- a) class 1 malocclusion
- b) class 2 malocclusion
- c) class 3 malocclusion
- d) bimaxillary protrusion

**2. Jasper jumper is a**

- a) flexible fixed functional appliance
- b) rigid fixed functional appliance
- c) fixed functional appliance
- d) none of the above

**3. Denholtz appliance is used for**

- a) correction of open bite
- b) distalization of the molars
- c) correction of deep bite
- d) correction of anterior cross bite

**4. Frankel appliance is a**

- a) myofunctional appliance
- b) removable appliance
- c) fixed appliance
- d) none of the above

**5. Lip bumper not used in the treatment of**

- a) Lip biting
- b) distalization of molars
- c) nail biting
- d) lip exercises

**6. Norwegian appliance is**

- a) bionator
- b) activator
- c) Frankel
- d) Twin block

**7. The two blocks in the Twin block functional appliance are angulated at (or) for the angle of incline plane in Clarks twin block is**

- a) 45 degree
- b) 70 degree
- c) 65 degree
- d) 80degree

**8. Which of the following is a myofunctional appliance**

- a) Catalans appliance
- b) Hawley's appliance
- c) expansion screw
- d) derishweiler appliance

**9. Lip bumper was used for**

- a) mouth breathing
- b) nail biting
- c) for lip biting and hyperactive mentalis
- d) all of the above

**10. Which of the following is a fixed functional appliance**

- a) bionator
- b) bow Activator
- c) herbst appliance
- d) a and b

*Sy J. Hande*  
**Dept. of Orthodontics**  
**Rama Dental College-Hospital**  
**& Research Centre**  
**A-1, Lakhnagar - Near Shahu B**  
**Maharaj University - Jalgaon (Gujarat)**

**RAMA DENTAL COLLEGE, HOSPITAL & RESEARCH CENTRE**

**DEPARTMENT OF ORTHODONTICS AND DENTOFACIAL ORTHOPEDICS**

**EVALUATION (SHORT TERM COURSE)**

<b><u>ROLL NO</u></b>	<b><u>NAME</u></b>	<b><u>GRADING</u></b>
1.	AnirudhaGheroi	A
2.	Ankitkumarsingh	B
3.	AnmolPrajapati	A
4.	AnshuKumari	A
5.	Arshigautam	B
6.	Asthasoni	A
7.	Ayushsingh	A
8.	Dr. Michael H. Lynghoi	A
9.	Dr. Jitendra Singh	A

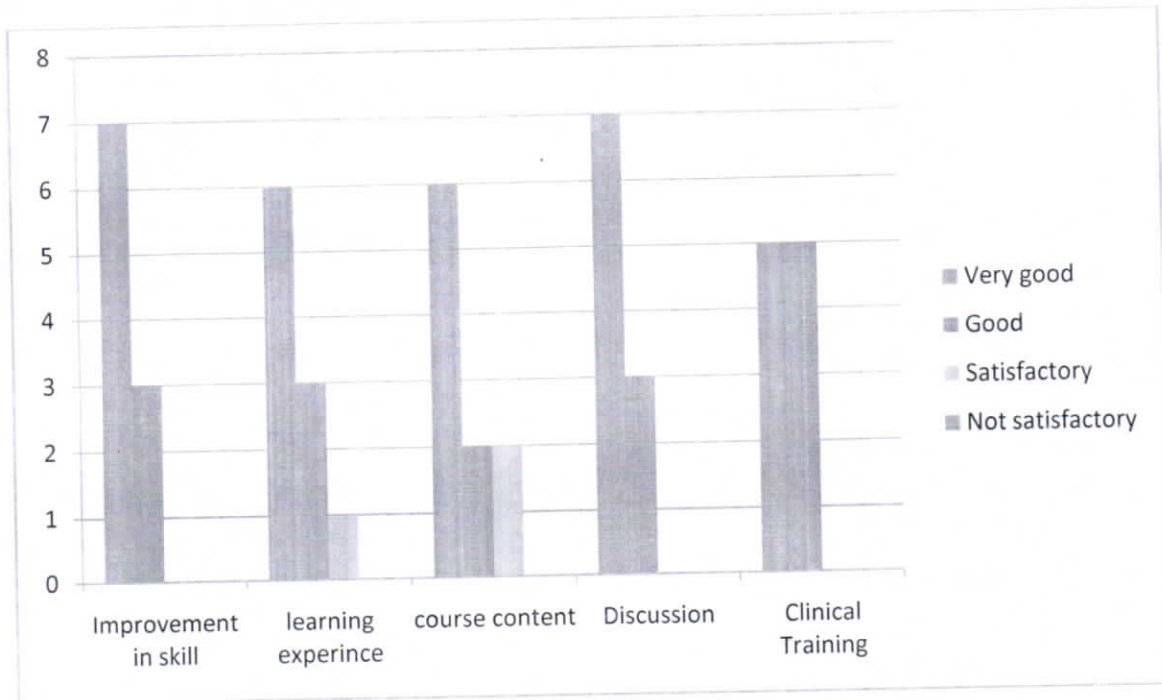
*Hals*

Dept. of Orthodontics  
Rama Dental College-Hospital  
& Research Center  
110001  
New Delhi

*Bunaw*

PRINCIPAL  
Rama Dental College-Hospital  
AND RESEARCH CENTER

Department of Orthodontics & Dentofacial Orthopedics  
Short term course 2022



*Sujit Hande*  
Dept. of Orthodontics  
Rama Dental College-Hospital  
& Research Centre  
A-1, Lakhanpur (Near Sitapur II)  
Maharaj University, Kanpur-208002

**RAMA UNIVERSITY, FACULTY OF DENTAL SCIENCE\**  
**DEPARTMENT OF ORTHODONTICS & DENTOFACIAL ORTHOPEDICS**  
**REPORT: SHORT TERM COURSE (Myofunctional Appliance)**

OBJECTIVE: To attain theoretical and clinical knowledge on Myofunctional appliance therapy.

LEARNING OBJECTIVE:

Children having jaw discrepancies should be recognized timely and managed. This course enabled the participants to diagnose and manage such cases successfully.

- The first part of the course comprised of theory of the various aspects of the functional appliances.
- The second part included practical demonstration of bite registration, appliance fabrication and appliance delivery and clinical management.

COURSE DETAILED PROGRAMME MODULE:

Day wise description of all the modules of course-

- Day 1- Theory involving general concepts.
- Day 2- Diagnosis
- Day 3- Construction Bite.
- Day 4- Fabrication of a functional appliance.
- Day 5- Appliance delivery and its clinical

INSTRUCTORS OF THE COURSE:

Dr. Sujit Panda, Dr. Avesh Sachan, Dr.Neha Gupta, Dr.Karuna Singh,Dr.Avinash Chand.

COURSE OUTCOME:

Participants developed the skills to successfully manage growing patients with jaw discrepancies. All the important aspects of functional appliances such as diagnosis, bite registration, fabrication & appliance delivery were dealt in detail.

At the end of the course a MCQ based assessment was conducted and students were evaluated



based on it. Certificate were provided if the candidate had more than 90% attendance or scored more than 50 % in the exam conducted at the end of the course.

*Sujit Panda*  
Dr. Sujit Panda  
Prof & HOD  
Dept. of Orthodontics & dentofacial orthodontics

*Dept. of Orthodontics  
Rama Dental College-Hospital  
& Research Centre  
A-1, ... Shanti Ji  
Gaharai ...*

**Faculty of Dental Sciences.**

**Department of ...Orthodontics & Dentofacial Orthopedics.....**

Serial no.	contents	Description/details
1	<b>Title of the course-</b>	Myofunctional appliance therapy.
2	<b>About the course-</b> describe the importance/usefulness of the course in 200-250 words.	Children having jaw discrepancies should be recognized timely and managed. This course will enable the participants to diagnose and manage such cases successfully. The first part of the course will comprise of the theory of the various aspects of the functional appliances. The second part will deal with the practical demonstration of bite registration, appliance fabrication and appliance delivery and clinical management.
3	<b>Eligibility/Who can apply?</b>	<ul style="list-style-type: none"> <li>• Dental graduates.</li> <li>• Interns.</li> <li>• Post graduate students.</li> <li>• Private practitioners.</li> </ul>
4	<b>Fee structure?</b>	

	<p><b>(Registration fee - 500/-</b></p> <p><b>Course fee-</b> should be nominal, cover up all expenditure of the course to be decided by the dept.</p>	<p>Registration fee - 500/-</p> <p>Course Fee- 1000/-</p>
5	<b>Account Details-</b> given by the administration	Not to fill
6	<p><b>How to apply? (Process of application- Contact person name, email id, contact number. Registration form/other methods of registration-common for all depts. Provided by administration)</b></p>	<p>Contact Persons Name- Ms. Manisha Mishra</p> <p>Email Id-admissions.rdc@ramauniversity.ac.in</p> <p>Contact Number-9919774489 / 0512-2580611</p>
7	<b>Important Dates (Application start date and end date)</b>	Depends on the advisory of concerned authority.
8	<b>Courseware</b>	Not to fill
9	<b>Instructors-</b> mention names, emails & mob.nos.	<p>Dr. Sujit Panda, Dr. Avesh Sachan, Dr.Neha Gupta, Dr.Karuna Singh,Dr.Avinash Chand.</p> <p>Dr. Sujit Panda  <a href="mailto:drsujitpanda@gmail.com">drsujitpanda@gmail.com</a>  9839138625</p>

		<p>Dr.Avesh Sachan  <u>Draveshsachan.rdc@ramauniversity.ac.in</u>  9415502718</p> <p>Dr. Neha Gupta  <u>Drnehagarwal.rdc@ramauniversity.ac.in</u>  9956178170</p> <p>Dr.Karuna Singh  <u>Dr.Karunachib@yahoo.co.in</u>  9839176744</p> <p>Name-  Dr.Avinash Chand  Email-aavingautam@gmail.com  Mob.no.-8953535180</p>
10	<b>Mode of teaching: classroom/online</b>	classroom
11	<b>Evaluation system</b>	Not to fill
12	<b>Course details/curriculum- detailed progamme module.</b>	<p>Total duration of course in no. of days –5</p> <p>Day wise description of all the modules of course-</p> <p>Day 1- Theory involving general concepts.</p> <p>Day 2- Diagnosis</p> <p>Day 3- Construction Bite.</p> <p>Day 4- Fabrication of a functional appliance.</p> <p>Day 5- Appliance delivery and its clinical</p>

management.

**Department of Orthodontics and Dentofacial  
Orthopedics**

**Contents of short-term course on  
Myofunctional appliance therapy.**

**Day 1- Theory involving general concepts.**

Myofunctional appliances use the facial muscles and masticatory muscles to produce changes in the relation of teeth or arches. This means that these appliances aim to utilize, eliminate or guide the forces arising from muscle function, tooth eruption and growth in order to alter skeletal and dental relationships.

**Day 2- Diagnosis**

Case selection includes detailed analysis of facial photographs, models and lateral cephalogram. Cases with mild to moderate skeletal discrepancy (Class II / III) with mild proclination of upper incisors and no dental crowding and average to horizontal growth pattern are favourable for myofunctional appliance therapy.

**Day 3- Construction Bite.**


Good quality alginate impressions for upper and lower dental arches/ soft tissue where the functional appliance will extend, are sufficient for fabrication of any functional appliance.


The bite registration is taken with the mandible in the most protruded or retruded position achievable without causing discomfort to patient. A horseshoe-shaped wax bite rim is



		<p>prepared. Then the mandible is guided the into planned position. A horse shoe shaped the wax bite is used for bite registration which is the checked and hardened. Appliance is then constructed for correction Class II or Class III.</p> <p><b>Day 4- Fabrication of a functional appliance.</b> Wire components are fabricated and wax up is done. The appliance is then acrylized.</p> <p><b>Day 5- Appliance delivery and its clinical management.</b> Post delivery instructions are given regarding the use of appliance, appliance and oral hygiene care. Patient is recalled after every 6-8 weeks.</p>
13	<p><b>Course outcome –</b> mention the benefits for the aspirants of course in 50-70 words)</p>	<p>Participants will develop the skills to successfully manage growing patients with jaw discrepancies. All the important aspects of</p>

		functional appliances such as diagnosis, bite registration, fabrication & appliance delivery will be dealt in detail.
14	<b>Certification provided at the end of the course</b>	Certificate will be provided if the candidate has more than 90% attendance or scores more than 50 % in the exam conducted at the end of the course.

  
 Dept. of Orthodontics  
 Rama Dental College-Hospitals  
 & Research Centre  
 A-1, Lakhanpur, Near Shamu B  
 Maharaj University, Raigarh 491001



WWW.RAMAUUNIVERSITY.ORG

Ser No. 1398

CERTIFICATE OF SHORT TERM COURSE

This is to certify that

Mr / Ms. Dr. Jitendra Singh

has successfully completed more than 30 hours short term course on

" Myofunctional Appliance Therapy "

conducted from 07.11.2022 to 16.11.2022 in the department

of Orthodontics Faculty of Dental Sciences

B. Jaiswal  
Dean/Principal

R. K. Jaiswal  
Registrar/Controller of Examinations



RAMA UNIVERSITY

WWW.RAMAUNIVERSITY.BG

Ser No. 1396

CERTIFICATE OF SHORT TERM COURSE

This is to certify that

Mr. / Ms Dr. Michael H. Lyngfioi

has successfully completed more than 30 hours short term course on

Myofunctional Appliance Therapy


conducted from 07.11. 2022 to 16.11.2022 in the department

of Orthodontics Faculty of Dental Sciences

Dean/Principal

*RK*

Registrar/Controller of Examinations



GPS Map Camera

# Mandhana, Uttar Pradesh, India

RMC Main Block, Main Rd, Mandhana, Uttar Pradesh 209217,


India

Lat 26.566835°

Long 80.220927°

24/05/23 12:41 PM GMT +05:30

Google



 GPS Map Camera

# Mandhana, Uttar Pradesh, India

RMC Main Block, Main Rd, Mandhana, Uttar Pradesh 209217,

India

Lat 26.566835°

Long 80.220927°

24/05/23 12:41 PM GMT +05:30

Google



 GPS Map Camera

# Mandhana, Uttar Pradesh, India

RMC Main Block, Main Rd, Mandhana, Uttar Pradesh 209217,

India


Lat 26.566835°

Long 80.220927°

19/11/22 12:46 PM GMT +05:30







GPS Map Camera

# Mandhana, Uttar Pradesh, India

RMC Main Block, Main Rd, Mandhana, Uttar Pradesh 209217,

India

Lat 26.566835°

Long 80.220927°

24/05/23 12:41 PM GMT +05:30

Google





GPS Map Camera

# Mandhana, Uttar Pradesh, India

RMC Main Block, Main Rd, Mandhana, Uttar Pradesh 209217,


India

Lat 26.566835°

Long 80.220927°

24/05/23 12:41 PM GMT +05:30

Google



GPS Map Camera

# Mandhana, Uttar Pradesh, India

RMC Main Block, Main Rd, Mandhana, Uttar Pradesh 209217,

India

Lat 26.566835°

Long 80.220927°

19/11/22 12:46 PM GMT +05:30

Google