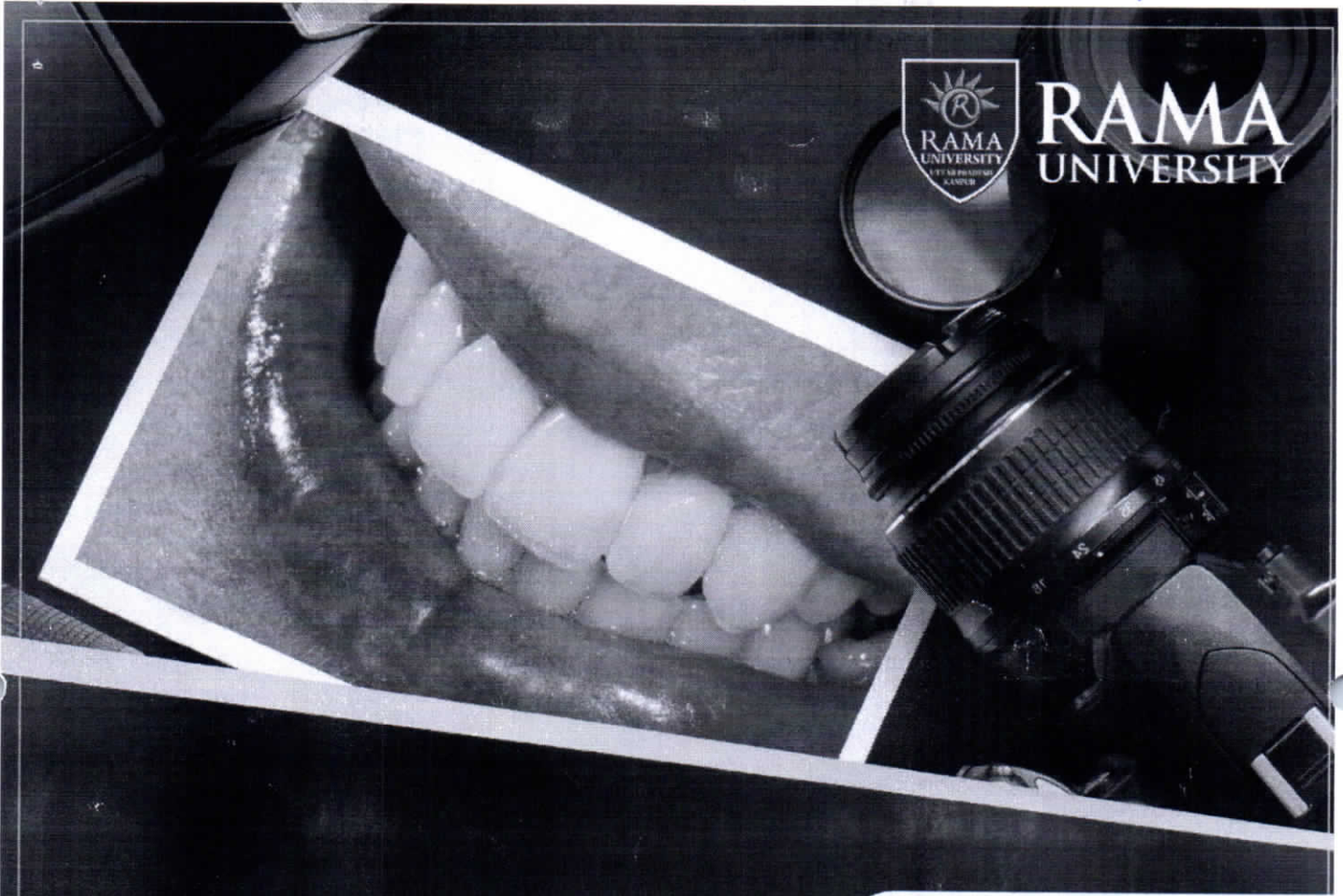




RAMA
UNIVERSITY




SHORT TERM COURSE ON
DENTAL
PHOTOGRAPHY

 **6 Days**

 **Begins Nov 2022**

 **INR 1500**

S.No.	Faculty Name	Department	Name of Short term course
1	Faculty of Dental Sciences	Periodontology	Photography and Its Application in dentistry
2	Faculty of Dental Sciences	Periodontology	Mastering Incisions and Suturing in Periodontics


H.O.D.
Deptt. of Periodontology
Rama Dental College, Kanpur



RAMA UNIVERSITY UTTAR PRADESH, KANPUR

(vide U.P. Act No.1 of 2014 as passed by State Legislature and recognized by UGC U/s 2)

Date: 07.03.22

Rama Dental College, Hospital & Research Centre

Kanpur

Department of Periodontology

**Minutes of Meeting
Board of Studies**

A meeting of Board of Studies was held on 07.03.22 at 10:30 a.m. in the office of HOD, Dept. of Periodontology. The following members were present:

1. Dr. Janardhana Amaranath B.J, Dept. of Periodontology, Principal, Chairman & Convener
2. Dr. Ira Gupta,, Dept. of Periodontology- Member
3. Dr. Amit Pandey Dept. of Periodontology – Member
4. Dr. Nikhat Fatima, Dept. of Periodontology - Member
5. Dr. Hiroj Bagde, Dept. of Periodontology - Member

The following member agreed to review the minutes

1. Dr. Rajesh Jhingran, Prof & H.O.D, Dept. of Periodontology, Saraswati Dental College Lucknow - External Member
2. Dr. Sanjay Gupta, Prof & H.O.D, Dept. of Periodontology, Career Dental College, Lucknow – External Member

Agenda:

1. **Action Taken Report (ATR) on Minutes of Previous Meeting**
The BOS committee confirmed the minutes of the last BOS meeting held on 05.03.21
2. **Review of the existing programs and their curricula**

S.No.	Item No.	Existing	Recommendation/Action Taken
For BDS (Subject Periodontology)			
1	Syllabus for the Periodontics, 3 rd BDS &	Revised BDS Course Regulation	Department of Periodontics follows the course as per 2007,

[Handwritten signatures in blue ink]


	4 th B.D.S. as proposed by DCI's Revised BDS Course Regulation 2007 for the session 2022-2023 was discussed with the board members.	No.V.12012/3/2006-DE dated 25.07.2007 as proposed by DCI	the DCI's Revised BDS Course Regulation 2007. So no amendment needed in this regard. (Gazette attached)
For MDS (Periodontology)			
2	Syllabus for MDS course for the session 2022-2023 for the subject of Periodontology was discussed by all members as proposed by DCI's gazette 2017	Dental Council of India, Master of Dental Surgery Course Regulations, 2017, dated 5.11.2017	Department of periodontics follows the MDS course regulations, 2017. Hence no amendment needed in this regard. (Gazette attached)
3	Panel of external examiners	-	Panel of examiners is submitted for approval. Details attached.

3. Recommendation on New courses/Short term training

S.No.	Item No.	Feedback from Faculty/Student	Recommendation/Action Taken
1	Conduction of career oriented short term courses (30 hours)	Training/certificate based short term courses for developing practical skills is suggested.	One short term course is proposed for enhancing the knowledge and skills of students: 1. Photography and its applications in dentistry

4. Consideration of the curricula of the new program

S.No.	Item No.	Feedback from Faculty/Subject experts/Industries	Recommendation/Action Taken
1	Exposure visits (Internship)	BDS curriculum is already based on one year compulsory internship to enhance the	As the BDS curriculum already consists of one year compulsory internship program hence no



		knowledge and skills of the students.	amendment needed in this regard.
--	--	---------------------------------------	----------------------------------

5. Review of teaching process/pedagogy:


S.No.	Item No.	Existing	Recommendation/Action Taken
1	-Enrichment in teaching pedagogy for better understanding	Audio-visual aids, projectors, white boards, peaceful learning environment	Proper interaction with students involving the students in training and learning program and experimental learning by doing' principle must be adopted.

6. Result analysis: Summary of result analysis of the students' performance in the internal examinations was presented and it was suggested that the remedial classes should be conducted for the students whose performance was not found satisfactory.

7. Feedback Analysis: Analysis was performed based on summary of already collected feedback from students and suitable action was taken.

8. Any other issue with the permission of the Chair: No


The meeting concluded with a vote of thanks to the chair. Date of the next meeting to be decided and conveyed later.


Dr. Janardhana Amaranath B.J,
(Chairperson)

Encl: Recommended curricula and documents attached for consideration and approval.

CC:

1. Dean, Academic Affairs
2. Registrar Office





RAMA UNIVERSITY UTTAR PRADESH, KANPU.

vide U.P. Act No. 1 of 2014 as passed by State Legislature and recognized by UGC U/s 2(f)

Ref. No. RE/1/2022

Date:- 31.08.2022

Office Order

To,

Principal,

Rama Dental College Hospital &

Research Centre, Kanpur

Dear Sir,

With reference to your submitted proposal, Vice Chancellor pleased to accord permission to conducting a short-term certificate course on the following topics to the Department as follows subject to approval of the Academic Council.

Sl No.	Short Term Course	Department
1.	Simplifying Endodontics	Conservative Dentistry and Endodontics
2.	Pediatric Endodontics	Pediatric and Preventive Dentistry
3.	Minor oral Surgery	Oral and Maxillofacial Surgery
4.	Dental Radiology	Oral Medicine and Radiology
5.	Basic Course in Histopathology Technique	Oral and Maxillofacial Pathology & Microbiology
6.	Photography and its Application in Dentistry	Periodontology
7.	Myofunctional appliance therapy	Orthodontics & Dentofacial Orthopedics

(Registrar)

REGISTRAR

RAMA UNIVERSITY

KANPUR

Copy to:-

1. Secretary to Hon'ble Chancellor.
2. Secretary to Hon'ble Vice-Chancellor.
3. Director Sir
4. Dean Academic Affairs
5. Principal, Faculty of Dental Sciences
6. Controller of Examinations
7. Deputy Registrar/Asst. Registrar
8. Guard File


Note Sheet

- 1 -

Faculty of Dental Sciences (Kinn Dental College & Hospital and Research Center) ~~is~~ to propose the following courses related about dental courses

- 1 - Public Health Dentistry - Biostatistics and Research Methodology
- 2 - Orthodontics and Dentofacial Orthopedics - Myo-functional appliance therapy
- 3 - Periodontology - Photography and its application in Dentistry
- 4 - Oral and Maxillofacial Pathology and Microbiology
Basic course in Histopathology Technique
- 5 - Conservative Dentistry and Endodontics - Simplified Endodontics
- 6 - Pediatric and Preventive Dentistry - Pediatric Endodontics
- 7 - Oral and Maxillofacial Surgery - Minor Oral Surgery
- 8 - Oral Medicine and Radiology - Dental Radiology

Kindly approve the above mentioned courses in the academic session 2022-23.


Dean Academic Affairs

a University
Pradesh,
ur
rtment
ination
No.....


Note Sheet

- 2 -

- Faculty of Dental Science prepare the various sheet from courses as mention by Dean Academic Affairs

- As per the recommendation of Dean Academic Affairs the part is for general and appeal R.

R. R. R.
22/11/2022

Registration No


21/08/2022 22:18:44	Dr. Charo Lata	charolata@gmail.com	12674 1r, Block Govin	19	MDS	6924021892 BDS	MDS PERIODONTOLOG	06/06/1994	Female	https://drive.google.com/open?id=1LmKcV7L... USN111000571718
05/11/2022 21:00:41	Dr. Sachin Bhalia	sachinbhalia3@gmail.com	1575 civa lines karpur		BDS			12/04/1985	Male	https://drive.google.com/open?id=1A915K... HRADUJAN988-PE3UD21K
15/11/2022 14:08:20	Pragyee Sharma	pragyee0@gmail.com	CS1 shakti negar ghazial		MDS	7594036655	MDS Periodontol	12/04/1990	Female	https://drive.google.com/open?id=1A915K... HRADUJAN988-PE3UD21K
17/11/2022 05:04:58	Dr. Neelam Das	dasneelam123@gmail.com	H.No- 276, Patel Nagar, F-030005305242		MDS	8830705573	MDS, PhD	28/06/1986	Female	https://drive.google.com/open?id=1A915K... HRADUJAN988-PE3UD21K
17/11/2022 20:48:45	Mithal Fatma	dmithal@hotmail.com	Flat no 105, Rama accomt		MDS, PhD	7001730383	MDS	19/10/1978	Female	https://drive.google.com/open?id=1A915K... HRADUJAN988-PE3UD21K
18/11/2022 10:51:22	Dr. Debanshi Ghosh	debanshi2659gho@gmail.com	Uttarayan Shilpini		MDS	9096185341	MDS	24/11/1985	Female	https://drive.google.com/open?id=1A915K... HRADUJAN988-PE3UD21K
18/11/2022 12:19:08	Dr. Ashwini Dhople	ashwinidhople@gmail.com	403, staff accommodation, 18484984800,		BDS	9794280628	BDS	25/10/1989	Female	https://drive.google.com/open?id=1A915K... HRADUJAN988-PE3UD21K
18/11/2022 17:25:08	Arunya Singh	njatsd82@gmail.com	117A-50 Sarvodaya Nagar		BDS	7987156808	MDS	08/08/1987	Female	https://drive.google.com/open?id=1A915K... HRADUJAN988-PE3UD21K
18/11/2022 23:03:53	Dr. Smit Shukla	m1498033@gmail.com	svaroop negar		MDS	8126262824	MDS	12/03/1991	Female	https://drive.google.com/open?id=1A915K... HRADUJAN988-PE3UD21K
19/11/2022 11:41:16	Dr. Anshika Dhanai	anishkadhana@gmail.com	Rama Dental college Hos		MDS	9044834447	Post graduate student	01/08/1995	Female	https://drive.google.com/open?id=1A915K... HRADUJAN988-PE3UD21K
19/11/2022 14:24:14	Priyanshu Kumar	priyanshu.kumar@gmail.com	SPPGDMS		MDS	7300782566	Mds	18/05/1993	Male	https://drive.google.com/open?id=1A915K... HRADUJAN988-PE3UD21K
19/11/2022 14:27:23	Dr. Chandni Ghildyal	chandnighildyal90@gmail.com	Rama dental college		Mds	6966602823	BDS	13/07/1990	Female	https://drive.google.com/open?id=1A915K... HRADUJAN988-PE3UD21K
19/11/2022 14:53:13	Dr. Mondeep Banuath	mondeepbanuath13@gmail.com	Sardar Patel Post Gradua		BDS	7850015855	M.D.S	13/12/1986	Male	https://drive.google.com/open?id=1A915K... HRADUJAN988-PE3UD21K
19/11/2022 16:19:08	Shivam Singh	shivamsingh9966ss@gmail.com	Sardar Patel postgraduate		Bds	1604608813	Surfant	15/03/1993	Male	https://drive.google.com/open?id=1A915K... HRADUJAN988-PE3UD21K
19/11/2022 21:49:21	Kumari Pallavi	pc8042388@gmail.com	House no. 200U, Dharahj		M.D.S	1004303147	MDS 1st year	08/07/1994	Female	https://drive.google.com/open?id=1A915K... HRADUJAN988-PE3UD21K
19/11/2022 21:46:23	Sr. Chavhanary	lovepainting100@gmail.com	Flat no.6 Yamini Enclave,		Surfant	1004303147	MDS 1st year	18/09/1995	Male	https://drive.google.com/open?id=1A915K... HRADUJAN988-PE3UD21K
20/11/2022 12:35:23	Koushik Mukherjee	mkherjee2005@gmail.com	Ashoke Road, Kofler 09051089259		8DS, MDS	1004303147	MDS 1st year	13/03/2000	Female	https://drive.google.com/open?id=1A915K... HRADUJAN988-PE3UD21K
24/11/2022 11:14:03	Neebha Kumari	neebhasingh12@gmail.com	House no - 3043 Ypetit, I		MDS 1st year	1467803615	MDS 1st year	22/09/1992	Female	https://drive.google.com/open?id=1A915K... HRADUJAN988-PE3UD21K
24/11/2022 15:46:52	Hemata Yadav	Hemata225@gmail.com	IT Karpur		MDS 1st year					https://drive.google.com/open?id=1A915K... HRADUJAN988-PE3UD21K

Number of students - 20
 Amount Requested - 30000/-
 Verified
 24/11/2022

Yashraj
 Review

sum dolor sit amet, consectetur adipiscing elit. Curabitur quis sem odio. Sed commodo vestibulum leo, sit amet tempus
ecio in. Mauris dolor elit, dignissima mollis feugiat maximus, faucibus et eros. Pellentesque venenatis odio nec nunc
commodo.
attentive.ai Switch account

ed

[Redacted]

il

[Redacted]

ver

[Redacted]

ver

ions

rd is *

above

rdling rule

1. rate

age is made up of thousands of *

of

eflex

flector

remote

ols

ht entering

ed of light

1. rate

ally a Latin word meaning

[Redacted]
lantern?

[Redacted]

ws you to copy one area of the layer to another area of the layer.

rel emerging graphics
otographic Experts Group
els established group

[Redacted]

ettings lack more adjustment of _____ for macro dental photography *

peed
settings
gs

[Redacted]

utter speed is faster?

[Redacted]

le should you shoot in if you want complete control of the camera settings?

riority
ority
p lets in more light?

[Redacted]

describes the area of a photograph that is in focus?

urity

[Redacted]

re is a result of the right mixture of:

- + aperture + resolution
- aperture + exposure
- erture + shutter speed
- lter speed + ISO

if light within a photograph is known as the:

eed

enerally produce more grains?

id	name	email	date	name	email	device	software	camera	lens	reflex	amount of light entering	room	flash light	clone stamp tool	group	shutter speed	manual	depth of field	aperture	white balance	iso
#####	animesh	animesh@gmail.com	10/14	Nikhil Fatima	nikhilfatima@gmail.com	pixels	composition rule	single lens reflex	amount of light entering	room	flash light	clone stamp tool	Photographic Experts Group	1/100	1/100		depth of field	Aperture	White balance	2000	
#####	lovepatri	lovepatri@gmail.com	7/14	Jyoti Chaudhary	lovepatri@gmail.com	pixels	rules of lighting	Single lens reflex	amount of light entering	picture box	flash light	Double exposure tool	Emerging graphic designers	1/100	1/100		depth of field	Aperture	White balance	2000	
#####	animesh	animesh@gmail.com	11/14	Animesh Singh	animesh@gmail.com	pixels	composition rule	Single lens reflex	amount of light entering	Dark chamber	slide projector	Double exposure tool	Photographic Experts Group	1/100	1/100		depth of field	Aperture	White balance	2000	
#####	mahi ana	mahiana143@gmail.com	11/14	Ananya Singh	mahiana143@gmail.com	pixels	composition rule	Single lens reflex	amount of light entering	Dark chamber	slide projector	Double exposure tool	Photographic Experts Group	1/100	1/100		depth of field	Aperture	White balance	2000	
#####	mukherjee	mukherjeedhrikoushik@gmail.com	9/14	Koushik Mukherjee	mukherjeedhrikoushik@gmail.com	pixels	composition rule	Single lens reflex	amount of light entering	Closed desk place	flash light	lasso tool	Photographic Experts Group	1/100	1/100		depth of field	Aperture	White balance	2000	
#####	hemlata	hemlata25@gmail.com	12/14	Hemlata Yadav	hemlata25@gmail.com	pixels	composition rule	Single lens reflex	amount of light entering	picture box	SD card	Clone stamp tool	Photographic Experts Group	1/100	1/100		depth of field	Aperture	White balance	2000	
#####	neehasin	neehasingh12@gmail.com	12/14	Neelha kumar	neehasingh12@gmail.com	pixels	composition rule	Single lens reflex	amount of light entering	picture box	SD card	Clone stamp tool	Photographic Experts Group	1/100	1/100		depth of field	Aperture	White balance	2000	
#####	chandnighi	chandnighi@yahoo.com	9/14	Chandni Ghudiyal	chandnighi@yahoo.com	pixels	composition rule	Single lens reflex	amount of light entering	Chamber	flash light	Clone stamp tool	Photographic Experts Group	1/100	1/100		depth of field	Aperture	White balance	2000	
#####	anishk	anishk@gmail.com	9/14	Dr Anishka Dhanal	anishk@gmail.com	pixels	composition rule	Single lens reflex	amount of light entering	Chamber	flash light	Clone stamp tool	Photographic Experts Group	1/100	1/100		depth of field	Aperture	White balance	2000	

#####	charoolata@gmail.com	11/14	Dr. Charoo Lata	charoolata@gmail.com	composition rule	pixels	Single lens reflex	amount of light entering	Dark chamber	slide projector	Double exposure tool	Photographic Experts Group	aperture settings	1/10	Manual	f2	depth of field	Aperture + shutter speed + ISO	White balance	2800
#####	dasneela423@gmail.com	10/14	Dr. Neelam Das	dasneela423@gmail.com	rules of lighting	pixels	Single lens reflex	amount of light entering	room	slide projector	lasso tool	Joint Photographic Experts Group	aperture settings	1/100	Manual	f22	depth of field	Aperture + shutter speed + ISO	White balance	100
#####	pc904238@gmail.com	11/14	Kumari Pallavi	pc904238@gmail.com	composition rule	pixels	Single lens reflex	amount of light entering	picture box	slide projector	Clone stamp tool	Joint Photographic Experts Group	aperture settings	1/100	Manual	f11	depth of field	Aperture + shutter speed + resolution	The exposure	2800
#####	ashwinidhopte@gmail.com	11/14	Dr. Ashwini Dhopte	ashwinidhopte@gmail.com	composition rule	pixels	Single lens reflex	amount of light entering	room	slide projector	Double exposure tool	Joint Photographic Experts Group	aperture settings	1/100	Manual	f2	depth of field	Aperture + shutter speed + ISO	White balance	2800

Handwritten signature

Handwritten signature



RAMA UNIVERSITY UTTAR PRADESH, KANPUR

(vide U.P. Act No.1 of 2014 as passed by State Legislature and recognized by UGC U/s 2(f)(i))

WELCOME TO DENTAL PHOTOGRAPHY SHORT TERM COURSE DEPARTMENT OF PERIODONTOLOGY

DAY 1:	8:00am – 8:30am	Breakfast
	8:30am - 9:00am	Inauguration
	09:00am – 2:00pm	Lecture on Basics of Photography
	2:00pm – 3:00pm	Lunch
DAY 2:	8:00am – 8:30am	Breakfast
	8:30am - 11:30am	Lecture & Hands-on (mobile+ DSLR)
	11:30am – 12:00pm	Tea Break
	12:00pm- 2:00pm	Lecture & Hands-on (mobile+ DSLR)
	2:00pm – 3:00pm	Lunch
DAY 3:	8:00am – 8:30am	Breakfast
	8:30am - 11:30am	Lecture & Hands-on (mobile+ DSLR)
	11:30am – 12:00pm	Tea Break
	12:00pm- 2:00pm	Lecture & Hands-on (mobile+ DSLR)
	2:00pm – 3:00pm	Lunch
DAY 4:	8:00am – 8:30am	Breakfast
	8:30am - 11:30am	Lecture & Hands-on (mobile+ DSLR)
	11:30am – 12:00pm	Tea Break
	12:00pm- 2:00pm	Lecture & Hands-on (mobile+ DSLR)
	2:00pm – 3:00pm	Lunch
DAY 5:	8:00am – 8:30am	Breakfast
	8:30am - 11:30am	Lecture & Hands-on (mobile+ DSLR)
	11:30am – 12:00pm	Tea Break
	12:00pm- 2:00pm	Lecture & Hands-on (mobile+ DSLR)
	2:00pm – 3:00pm	Lunch

DAY 6:	8:00am – 8:30am	Breakfast
	8:30am - 11:30am	Lecture & Hands-on (mobile+ DSLR)
	11:30am – 12:00pm	Tea Break
	12:00pm- 2:00pm	Lecture & Hands-on (mobile+ DSLR)
	2:00pm – 3:00pm	Lunch

**RAMA DENTAL COLLEGE, HOSPITAL & RESEARCH CENTRE
KANPUR**

DEPARTMENT OF PERIODONTOLOGY

SHORT TERM COURSE -

PHOTOGRAPHY AND ITS APPLICATION IN DENTISTRY

21-26 NOVEMBER 2022

STUDENT FEEDBACK



**FACULTY OF DENTAL SCIENCES
RAMA UNIVERSITY MANDHANA: KANPUR
DEPARTMENT OF PERIODONTICS
REPORT ON SHORT TERM COURSE**

“PHOTOGRAPHY AND ITS APPLICATION IN DENTISTRY”

REPORT

The short term course programme on “Dental Photography” was held on 21st November 2022 to 26th November 2022, organized by the Department of Periodontics, Faculty of Dental Sciences. The program was started in offline mode. A total of 20 participants were registered for the programme. Course duration of 30 hours over 6 days was conducted.

The objectives of the programme were:

1. View a live demonstration on how to produce high-quality intraoral photographs
2. Simplify the approach to digital dental photography.
3. Choose the best camera system and accessories, along with the effective storage,
4. Organization and editing of dental photographs.
5. Understand techniques of camera position, mirror positioning and use of contrasters.

Learning objectives of the course: At the end of this course the participants will be gain knowledge about:

- Introduction to Cameras, Photography
- Basics, Introduction to Lenses
- Introduction to Flashes,
- Equipment for dental photography
- Know your camera,
- Exposure Triangle
- Magnification Ratios
- Extraoral photography protocol
- Intraoral photography protocols
- Using intra oral accessories most effectively
- Basic Editing like exposure corrections, composition correction, converting files and saving files for various purposes like online sharing or print
- Mobile dental Photography

At the end of the 6 days course the participants were asked to give the feedback about the programme and also had to answer an MCQ questionnaire. The program was concluded by a ‘Special Photoshoot For The Participants’

Photography and its Application in Dentistry and Medicine-Certificate Course

24th August, 2022

The Department of Periodontology, Faculty of Dental Sciences is now accepting applications for the upcoming Certificate Course in Photography and its Application in Dentistry and Medicine. Here are a few details that you must know to understand the relevance and admission-related details of the course:

Department of Periodontology

Serial no.	Contents	Description
1	Title of the course	Certificate course on "Photography and its Application in Dentistry"
2	About the course	<p>Dental photography is no longer an option, but an integral and indispensable tool for practicing dentistry at every level and for every discipline. Furthermore, no matter how meticulously one articulates or writes clinical notes of an examination, a photograph will communicate the clinical scenario in a few seconds. Therefore, it is surprising that this subject does not form part of the undergraduate dental curriculum. Besides offering indisputable photodocumentation, pictures are probably the most powerful learning method for clinical dentistry and self-development.</p> <p>A series of images allow assessment, diagnosis, planning, delivery of treatment, and follow-up that no other medium can offer. Furthermore, photography is a vital communication tool between patients, fellow colleagues, specialists and technicians for discussing multi-disciplinary and for complex therapies.</p> <p>In addition, pre- and post-operative, as well as procedural images provide an invaluable record if a therapy fails to yield the desired results or satiate patients' expectations.</p>
3	Who can apply?	<ul style="list-style-type: none"> • Dental graduates. • Interns. • Post graduate students. • Private practitioners.

4	Fee Structure	Registration Fee - INR 100/-
5	Contact Details	Course Fee- INR 5000/- Name - Ms. Sandhya Dubey Email Id - admissions.rdc@romauniversity.ac.in
6	Instructor Details	Contact Number - 9919774489 / 0512-2580611 Name- Dr. Hiroj S Bagde Email- hrojbagde8@gmail.com Mob.no.- 9766105900 Name- Dr. Janardhana Amarnath BJ Email- dramarbi@gmail.com Mob.no.-8791079004 Name- Dr. Ira Gupta Email- driragupta@yahoo.co.in Mob.no- 9936485785 Name- Dr. Nikhat Fatima Email- drnikhat@hotmail.com Mob.no: 8830705573 Name-Dr. Shruti Gupta Email- shrutz26@gmail.com Mob.no- 9936497542 Name-Dr. Lynn Johnson Email- lynnjohnson380@gmail.com Mob.no: 9827875446 Name-Dr. Neelam Das

Email: drnandam23@gmail.com

Mob.no- 9005305262

**Module of Penching
Course Curriculum**

Classroom

Total duration of course in no. of days - 3 days

Day 1: Introduction to Cameras, Photography Basics, Introduction to Lenses, Introduction to Flashes, equipment for dental photography, Know your camera, Exposure Triangle, Magnification Ratios,

Day 2: EXTRAORAL PHOTOGRAPHY PROTOCOL, INTRAORAL PHOTOGRAPHY PROTOCOLS, Using intra oral accessories most effectively, Discussion and hands-on Views in Detail

Day 3: Basic Editing like exposure corrections, composition correction, converting files and saving files for various purposes like online sharing or print, Mobile dental Photography.

9 Course Content


This hands-on course will present a simplified approach to dental photography. Participants will learn how to choose the best camera system and accessories for their office, as well as an efficient approach to storage, organization, and editing of dental photographs, techniques for camera position, intraoral mirror positioning, and the use of contrasters. A simplified portrait system will be presented.

10 Course Outcome

1. View a live demonstration on how to produce high-quality intraoral photographs
2. Simplify the approach to digital dental photography.
3. Choose the best camera system and accessories, along with the effective storage,
4. Organization and editing of dental photographs.
5. Understand techniques of camera position, mirror positioning and use of contrasters.

11 Certification provided at the end of the course

Certificate will be awarded at the end of the course after satisfactory completion of all modules of the course


H.O.D.
Deptt. of Periodontology
Rama Dental College, Kullpur

To,
THE DEAN ACADEMICS,
RAMA UNIVERSITY,
KANPUR

THROUGH,
THE DEAN
RAMA DENTAL COLLEGE,
KANPUR

**SUBJECT: CERTIFICATE ISSUE FOR THE SHORT TERM COURSE ON
"PHOTOGRAPHY AND ITS APPLICATION IN DENTISTRY"**

Respected Sir,

We from Department of Periodontology had conducted a short term course on "PHOTOGRAPHY AND ITS APPLICATION IN DENTISTRY" from 21st November, 2022 to 26th November, 2022 and had 20 participants enrolled in it. Documents for the same have been attached.

We request you to kindly issue the certificates for the same.

Thanking you

Yours sincerely


Head of the Department,

Department of Periodontology



RAMA
UNIVERSITY

www.ramauniversity.ac.in

Ser No. 1418

CERTIFICATE OF SHORT TERM COURSE

This is to certify that

Mr. / Ms. Neelha Kumari

has successfully completed more than 30 hours short term course on

" Photography and its Application in Dentistry "

conducted from 21.11.2022 to 26.11.2022 in the department

of Periodontology Faculty of Dental Sciences


Dean/Principal


Registrar/Controller of Examinations

STC PHOTOGRAPHS DENTAL PHOTOGRAPHY



GPS Map Camera



Kanpur, Uttar Pradesh, India

Rama dental college, Kanpur, Uttar Pradesh 208024, India


Lat 26.498164°

Long 80.271985°

26/12/22 01:36 PM GMT +05:30



STC PHOTOGRAPHS DENTAL PHOTOGRAPHY



STC PHOTOGRAPHS DENTAL PHOTOGRAPHY

