


Endodontics - 2023



RAMA
UNIVERSITY

SHORT TERM COURSE ON
ANTERIOR
AESTHETICS

 **6 Days**

 **Begins Sep 2023**

 **INR 1000**

**DEPARTMENT OF CONSERVATIVE
DENTISTRY AND ENDODONTICS**

**SHORT TERM COURSE 2023
"ANTERIOR AESTHETICS"**

RAMA University, Uttar Pradesh, Kanpur
Faculty of Dental Sciences

Department Of Conservative Dentistry And Endodontics

Dated: 20-10-2022

Minutes of Meeting

Board of Studies

A meeting of board of studies for BDS and MDS was held on 20.10.2022 at 1:00 pm in HOD office, Department Of Conservative Dentistry And Endodontics .The following members were present:

1. Dr. Asheesh Sawhny	Chairperson
2. Dr. Baljeet Singh Hora	Member
3. Dr. Pankaj Priyadarshi	Member
4. Dr. Richa Singh	Member
5. Dr. Saurav Paul	Member
6. Dr. Saurabh Sharma	Member

The following member agreed to review the minutes.

1. Dr. Raju Chauhan External Member
2. Dr. B. Rohith Adyanthaya External Member

Agenda:

1. Action taken Report (ATR) on Minutes of Previous Meeting:

The BOS committee confirmed the minutes of the BoS meeting held online on 22-05-2021.

2. Review of the existing programs and the curricula:

S.No.	Item No.	Existing	Reccomendation/Action Taken
	For BDS		
1.	Conduction of BDS course as per framed by the Dental Council of India and approved by the Central Government under the Dentists Act, 1948 – vide	We follow BDS regulations DCI gazette 2007 modified dated 25.07.2007.	Department follows course curricula as per DCI regulation 2007. No amendment needed in this regard.

Beena

Raju

Richa Singh

Rohith

Pankaj


Saurabh Sharma

S.S. Paul


	Government of India, Ministry of Health & Family Welfare (Deptt. of Health's) letter No.V.12012/3/2006- DE dated 25.07.2007		
	For INTERNS		
2.	Conduction of rotary internship course as per framed by the Dental Council of India BDS COURSE REGULATIONS 2007 letter No.V.12012/3/2006- DE dated 25.07.2007	Dental Council of India BDS COURSE REGULATIONS 2007	No amendment needed in this regard
	For MDS		
1.	MDS course is followed according to Dental Council of India, Master of Dental Surgery Course Regulations, 2017.(No.DE-87- 2017,dated 5 th November, 2017)	Department follows MDS curricula based on Dental Council of India, Master of Dental Surgery Course Regulations, 2017	No amendment needed in this regard
2.	Panel of External examiners /Paper Setters	-	Panel for external examiner/Paper setters issubmitted for approval

3. Recommendation on New courses/Short term courses

S.No.	Item No.	Feedback from Faculty/Student	Reccomendation/Action Taken
1.	Conduction of career oriented short term course(30 Hours)	Certificate based short term course for developing practicak skills is proposed.	One short term course is proposed for enhancing the knowledge and skills of students:"Anterior Aesthetics"

 *Bunare*

 *Pankaj Raju*

 *Suresh D.S. Pant*

4. Review of teaching process /pedagogy:

S.No.	Item No.	Existing	Recommendation/ Action Taken
1.	Enrichment in teaching pedagogy for better understanding	Audio visual aids, white boards, projectors, and a friendly/peaceful learning environment	There is proper one to one interactions with students enrolled in the training and learning program. Experimental learning by doing treatment on patients should be adopted
2.	Evaluation Scheme	Existing evaluation scheme as per DCI is adopted	Proper evaluation for final year undergraduate students and all the post graduate students is taken (the protocol is attached below)

4. **Result Analysis:** Summary of Result analysis of the students performance in the term examination was presented and it was suggested that the course instructors should conduct remedial classes for the students whose performance was not found satisfactory.

5. **Feedback Analysis:** Analysis was performed based on summary of already collected feedback from students and the course instructors have been instructed for improvement in teaching method for better understanding of students in the cases where feedback is below average.

6. **Any other issue with the permission of the chair:** No

The meeting concluded with a vote of thanks to the chair. Date of the next meeting: to be decided and conveyed later.

Dr. Asheesh Sawhny
(Chairperson)

Encl: Recommended Curricula attached for consideration and approval

CC:

1. Dean, Academic Affairs .
2. Registrar Office

A series of handwritten signatures in blue ink, including names like 'Beena', 'Richard', 'Rajin', 'Rohith', 'Suresh', and 'Dr. S. Paul'.



RAMA UNIVERSITY UTTAR PRADESH, KANPUR

(vide U.P. Act No.1 of 2014 as passed by State Legislature and recognized by UGC U/s 2(f))

Ref. No.: RU/Reg./2023/519

Date: - 14.08.2023


Office Order

To,
The Principal,
Rama Dental College Hospital &
Research Centre, Kanpur

Dear Sir,

With reference to your submitted proposal dated 17.07.2023, Vice Chancellor pleased to accord permission to conducting a short-term certificate course on the following topics by the Department as follows subject to approval of the Academic Council.

Sl No.	Short Term Course	Department
1	Mastering Incision and Suturing in Periodontics	Periodontology
2	Anterior Aesthetics	Conservative Dentistry and Endodontics


(Registrar) 14-8-23

Copy to: -

1. Secretary to Hon'ble Vice-Chancellor.
2. Director Sir
3. Dean Academic Affairs
4. Principal, Faculty of Dental Sciences
5. Controller of Examinations
6. Deputy Registrar/Asst. Registrar
7. Guard File

Registrar
Rama University
Kanpur (U.P.)

SHORT TERM COURSE (2023) PAYMENT DETAILS

S.NO.	Name	Age/Gender	Guardian Name	Email	Address	Phone number	Amount paid	Receipt No.
1	Aditi Awasthi	23/F	Mr. Ashwani Kumar Awasthi	adititawasthi@gmail.com	57/93 Neel wali gali bithana road Kanpur Room no. 312, third floor, Rama dental hostel	9140321991	1000/-	RN/18-19/163834
2	Akanksha Priya	23/Female	Dilip Singh	drakanksha64@gmail.com	Room no. 312, third floor, Rama dental hostel	6206506442	1000/-	RN/18-19/304566
3	Akansha Gupta	25/Female	Dr. Harish Chandra Gupta	guptaakansha91@gmail.com	E-359 Barra-2 Kanpur	8604818084	1000/-	RN/18-19/163833
4	Anupam Shukla	24 MALE	SATISH SHUKLA	shuklaanupam323@gmail.com	614 Kalyani devi, unnao	9140136879	1000/-	RN/18-19/163817
5	Aradhya Anushka	24/F	BN Srivastava	anustivr242@gmail.com	Rama Dental Girls Hostel	9460562833	1000/-	RN/18-19/163789
6	Deepak Yadav	24/male	Anand Kumar	deepakyadav881831@gmail.com	62, pakka bagh chungti, Etawah, Uttar Pradesh	8533805299	1000/-	RN/18-19/163818
7	Dr Aparna Shukla	41 years/ Female	Dr Rajesh Mishra	draparnashuklakgmc@gmail.com	Vaishnavi krupa apartment, plot no 7, flat no S2, B block, panki, Kanpur 208020	8957049064	1000/-	RN/21-22/214056
8	Isham Dwivedi	24/M	Devendra kumar Dwivedi	dr_bds_id@gmail.com	H No. 379 Sahab Nagar Kalyanpur	8127362287	1000/-	RN/18-19/163779
9	Nagma Shaheen	25 years/ Female	Md Habibur Rahman	nagmashaheen66@gmail.com	New Market Kanki, Utar Dinapur, West Bengal	7017967459	1000/-	RN/18-19/163835
10	Shriya Srivastava	24/F	Mukesh srivastava	shrivastavasrriya56@gmail.com	Ratan orbit, indranagar, kanpur	6386833522	1000/-	RN/18-19/163823
11	Siddhant Verma	30/M	Dr.Jayant kumar Verma	siddhant178@gmail.com	HNO- 368, R.S ENCLAVE (GUPTA SOCIETY), INDIRA NAGAR, KALYANPUR, KANPUR, UTTAR PRADESH, PINCODE : 208026	8400146896	1000/-	RN/17-18/153739

1000X11 = 11000/-

Received

Ben

19.09.2023

Principal
Rama Dental College
Hospital and Research
Centre - Kanpur

DR ASHISH SAWHNEY
(HEAD OF DEPARTMENT)
Dept. of ~~Orthodontics~~ ~~Orthodontics~~ ~~Orthodontics~~
R.D.C.H. Kanpur


DEPARTMENT OF CONSERVATIVE DENTISTRY AND ENDODONTICS

Time Table for Short Term Course on Anterior Aesthetics 2023

DAY	DATE	MODULE	Total hours of teaching	COURSE CONTENT	DETAILS OF COURSE
Day 1	04/09/2023	Module 1	5hrs	<ul style="list-style-type: none">• Introduction• Isolation of operating Field	1.1 Introduction(1hr) 1.2 Diagnosis and Treatment Planning(1hr) 1.3 Isolation of operating Field(1hr) 1.4 Demonstration of Rubber Dam application(2hr)
Day 2	05/09/2023	Module 2	5hrs	<ul style="list-style-type: none">• Anterior aesthetic materials	2.1 Discussion on anterior aesthetic materials(2.5hrs) 2.2 Discussion on Golden Proportion(2.5hrs)
Day 3	06/09/2023	Module 3	5hrs	<ul style="list-style-type: none">• Mid line Diastema	3.1 Discussion on Mid line Diastema(2.5hrs) 3.2 Demonstration of Mid line Diastema Closure(2.5hrs)

Prof. & HOD
Dept. of Conservative Dentistry
and Endodontics
R.D.C.H.R.C., Kenpur

Day 4	08/09/2023	Module 4	5hrs	<ul style="list-style-type: none"> • Tooth Discoloration 	<p>4.1 Discussion on Tooth Discoloration(2hrs)</p> <p>4.2 Demonstration of Bleaching (3hrs)</p>
Day 5	09/09/2023	Module 5	5hrs	<ul style="list-style-type: none"> • Veneers 	<p>5.1 Discussion on Veneers(2hrs)</p> <p>5.2 Demonstration of direct Composite Veneers(3hrs)</p>
Day 6	11/09/2023	Module 6	5hrs	<ul style="list-style-type: none"> • Practice session and resolving queries • MCQ evaluation of students 	<p>6.1 Practice session and resolving queries(3hrs)</p> <p>6.2 MCQ evaluation of students(2hrs)</p>


 Prof. & HOD
 Dept. of Conservative Dentistry
 and Endodontics
 R.D.C.H.R.C., Kannur

DEPARTMENT OF CONSERVATIVE DENTISTRY AND ENDODONTICS

SHORT TERM COURSE 2023

"ANTERIOR AESTHETICS"

ATTENDANCE SHEET

<u>S.NO.</u>	<u>STUDENT NAME</u>	<u>DATE</u>	<u>01-09-2023</u>	<u>05-09-2023</u>	<u>06-09-2023</u>	<u>08-09-23</u>	<u>09-09-23</u>	<u>11-09-23</u>
1	Aditi Awasthi		Aditi Awasthi	Aditi Awasthi	Aditi Awasthi	Aditi Awasthi	Aditi Awasthi	Aditi Awasthi
2	Akansha Gupta		Akansha Gupta	Akansha Gupta	Akansha Gupta	Akansha Gupta	Akansha Gupta	Akansha Gupta
3	Akansha priya		Akansha priya	Akansha priya	Akansha priya	Akansha priya	Akansha priya	Akansha priya
4	Anupam Shukla		Anupam Shukla	Anupam Shukla	Anupam Shukla	Anupam Shukla	Anupam Shukla	Anupam Shukla
5	Aradhya Anushka		Aradhya Anushka	Aradhya Anushka	Aradhya Anushka	Aradhya Anushka	Aradhya Anushka	Aradhya Anushka
6	Deepak Yadav		Deepak Yadav	Deepak Yadav	Deepak Yadav	Deepak Yadav	Deepak Yadav	Deepak Yadav
7	Ishatm Dwivedi		Ishatm Dwivedi	Ishatm Dwivedi	Ishatm Dwivedi	Ishatm Dwivedi	Ishatm Dwivedi	Ishatm Dwivedi
8	Nagma		Nagma	Nagma	Nagma	Nagma	Nagma	Nagma
9	Shriya Srivastava		Shriya Srivastava	Shriya Srivastava	Shriya Srivastava	Shriya Srivastava	Shriya Srivastava	Shriya Srivastava
10	Siddhant Verma		Siddhant Verma	Siddhant Verma	Siddhant Verma	Siddhant Verma	Siddhant Verma	Siddhant Verma
11	Dr. Aparna Shukla		Dr. Aparna Shukla	Dr. Aparna Shukla	Dr. Aparna Shukla	Dr. Aparna Shukla	Dr. Aparna Shukla	Dr. Aparna Shukla

Principal
Rama Dental College
Hospital and Research
Centre - Kanpur

DR. ASHISH B. HDD
Dept. of Conservative Dentistry
and Endodontics
R.D.C.H.R.C., Kanpur

RAMA University, Uttar Pradesh, Kanpur
Faculty of Dental Sciences

Department Of Conservative Dentistry And Endodontics

EVALUATION SCHEME OF SHORT TERM COURSE(2023)

The participants are evaluated on the basis of MCQ assessment. The assessment consist of 25 questions for 2 marks each.

DR. ASHEESH SAHNI
HEAD OF DEPARTMENT

W.F. & H.O.D.
Dept. of Conservative Dentistry
and Endodontics
R.D.C.H.R.C., Kanpur

ANSWER COPY

DEPARTEMENT OF CONSERVATIVE DENTISTRY AND ENDODONTICS
SHORT TERM COURSE (ANTERIOR AESTHETICS)
MCQ EVALUATION PAPER

MAX MARKS:2*25=50

TIME:1HOUR

1. Vital bleaching causes:
 - A. Internal resorption
 - B. Cervical resorption
 - C. External resorption
 - D. Periapical periodontitis


2. Tooth discolouration is due to:
 - A. Acute pulpal abscess
 - B. Pulpal Hyperemia
 - C. Pulpal death
 - D. None of the above

3. Night guard bleaching refers to-
 - A. Laser activated bleaching
 - B. Dentist prescribed home applied technique
 - C. Thermo bleaching
 - D. Photobleaching

4. Which of the following is used to bleach a discoloured endodontically treated tooth?
 - A. Ether
 - B. Chloroform
 - C. Superoxol
 - D. Sodium hypochlorite

5. The most common consequences of bleaching nonvital teeth is:
 - A. Discoloration
 - B. Cervical resorption
 - C. Apical periodontitis
 - D. Root resorption

6. Home bleach is also called as:
 - A. Walking bleach
 - B. Thermocatalytic bleach
 - C. Power bleach
 - D. All of the above


Prof. & HOD
Dept. of Conservative Dentistry
and Endodontics
R.D.C.H.R.C., Kanpur

7. Ideally, isolation of the operative field is accomplished by use of:
- A. Cotton rolls
 - B. Cotton roll holders
 - C. Rubber dam
 - D. Absorbent wafers
8. Who was the originator of rubber dam?
- A. Dr SC BARNUM
 - B. Dr MH ANDERSON
 - C. Dr CR BENNET
 - D. Dr DC Smith
9. Dental rubber dam is available in the width of:
- A. 1 to 15 cm
 - B. 12.5 to 15 cm
 - C. 15 to 20 cm
 - D. 17.5 to 22.5 cm
10. The rapid and easy method of tooth separation is:
- A. Mechanical separation
 - B. Chemical separation
 - C. Grass line ligature thread
 - D. True separator
11. Retraction cords facilitate all of the following, except:
- A. Better accessibility
 - B. Control gingival bleeding
 - C. Control crevicular fluid seepage
 - D. Provide anesthetic effect
12. In indirect veneering, labial surface preparation removes approx. 0.5 to 1mm enamel and margins are prepared slightly incisal to free gingival crest with a finish line as:
- A. Shoulder with bevel
 - B. Knife edge
 - C. Chamfer finish line
 - D. Shoulder
13. Which of the following materials is most popular for indirect veneering technique?
- A. Processed composite
 - B. Cast ceramic
 - C. Feldspathic porcelain
 - D. Microfill composite

Prof. & HOD
Dept. of Conservative Dentistry
and Endodontics
R.D.C.H.R.C. Kappur

14. A silane primer is used to condition the internal surface of which of the following indirect veneer?
- A. Composite veneer
 - B. Porcelain veneer
 - C. Both of the above
 - D. None of the above
15. It has been found that direct veneer restorations have more limited prognosis and tendency to discolor within:
- A. 1 to 2 years
 - B. 3 to 5 years
 - C. 5 to 7 years
 - D. None of the above
16. Till what age tetracycline should not be given to prevent discoloration:
- A. 3 years
 - B. 8 years
 - C. 12 years
 - D. 18 years
17. In the walking bleach technique:
- A. It uses a heat treatment
 - B. It requires the patient to report in 24 hours
 - C. Can be done with 35 percent hydrogen peroxide
 - D. It uses a mixture of sodium perborate and hydrogen peroxide
18. Which tooth has a higher prevalence of midline diastema?
- A. Maxilla
 - B. Mandible
 - C. Both maxilla and mandible
 - D. None of the above
19. Which of the following can cause midline diastema?
- A. Finger sucking
 - B. Tongue thrusting
 - C. Both a and b
 - D. None of the above
20. Which of the following materials are used in diastema closure cases?
- A. Microfilled composites
 - B. Direct composite resins
 - C. Nanofilled composites
 - D. All of the above


Prof. & HOD
Dept. of Conservative Dentistry
and Endodontics
R.D.C.H.R.C., Kanpur

21. Width of midline diastema is:
- A. 1-2 mm
 - B. 0.5-1 mm
 - C. 1.5-2 mm
 - D. 1-1.5 mm
22. Benefits of midline diastema are:
- A. Better cleaning efficiency
 - B. Fewer chances of caries in between teeth
 - C. Prevention of dental problems
 - D. All of the above
23. Disadvantages of composite veneers:
- A. Being less realistic
 - B. Shorter life span than porcelain veneers
 - C. Both a and b
 - D. None of the above
24. Higher prevalence of midline diastema has been reported in:
- A. Maxilla
 - B. Mandible
 - C. Both a and b
 - D. None of the above
25. Midline diastema leads to:
- A. Dissension of the smile
 - B. Disability of phonetics
 - C. Improper maintenance of oral hygiene
 - D. All of the above

Prof. & HOD
Dept. of Conservative Dentistry
and Endodontics
R.D.C.H.R.C., Kanpur

DEPARTMENT OF CONSERVATIVE DENTISTRY AND ENDODONTICS

Evaluation Sheet for Short Term Course :

S.No.	Name	Marks Obtained	Maximum Marks	Remarks
1.	Aditi Awasthi	19	25	Satisfactory
2.	Akansha Priya	18	25	Satisfactory
3.	Akansha Gupta	18	25	Satisfactory
4.	Anupam Shukla	18	25	Satisfactory
5.	Aradhya Anushka	16	25	Satisfactory
6.	Deepak Yadav	16	25	Satisfactory
7.	Dr Aparna Shukla	19	25	Satisfactory
8.	Ishatm Dwivedi	17	25	Satisfactory
9.	Nagma Shaheen	15	25	Satisfactory
10.	Shriya Shrivastava	17	25	Satisfactory
11.	Siddhant Verma	Absent	25	Not applicable

Marks 20- 25 are excellent, 15- 19 is satisfactory, 10- 14 is good, less than 10 is poor

Result for short Term Course:

Department of Conservative Dentistry and Endodontics conducted a Short Term Course from 04-09-2023 to 11-09-2023 on Anterior Aesthetics. 11 students enrolled for the course and 10 students actively participated in it. The performance of all the participants were satisfactory.

Dr. Asheesh Sawhney
Head of Department

AS
Prof. & HOD
Dept. of Conservative Dentistry
and Endodontics
R.D.C.H.R.C., Kanpur
18/09/23

Suwas
Principal
Rama Dental College
Hospital and Research
Centre - Kanpur

To,

Dean Academics

RAMA University

Kanpur

SUBJECT: Issuing of certificates for Short term course in the Department of conservative dentistry and endodontics

Respected Sir,

We request you to issue the certificates for short term course conducted in the department of conservative dentistry and endodontics on "ANTERIOR AESTHETICS" for the registered students (11 students). Documents needed for the same are attached with the letter.

Kindly do the needful. Thanking you in anticipation.

DR. ASHEESH SAHNI

(HEAD OF DEPARTMENT)

DEPARTMENT OF CONSERVATIVE DENTISTRY AND ENDODONTICS



Asheesh Sahni
Principal
Rama Dental College
Hospital and Research
Centre - Kanpur

Department of Conservative Dentistry and Endodontics

SHORT TERM COURSE - 2023 REPORT

The short term course program on "ANTERIOR AESTHETICS" was held from 04.09.2023 to 11.09.2023 for 1 week, organized by Department of Conservative Dentistry and Endodontics, Faculty of Dental Sciences, Rama University. The program was done in an offline mode. A total of 11 participants registered for the program. The objective of the course was to provide an understanding on various aspects of Smile Design. The course also imparted clinical skills to manage discolorations and deformations in anterior aesthetic zone. Emphasis was also made on newer materials and techniques for anterior aesthetics.

Dr.Asheesh Sawhny (Prof & HOD), Dr Richa Singh (Reader) and Dr Mukta Bansal (Sr. Lecturer) took theory classes & discussions explaining the concepts of smile design, materials required, isolation, midline diastema closure, veneers and bleaching. Dr.Mukta Bansal (Sr. Lecturer) gave demonstration of isolation via rubber dam on anterior and posterior teeth. Dr Richa Singh (Reader) demonstrated the procedure of closing midline diastema and chairside veneer preparation followed by restoration. Dr Asheesh Sawhny (Professor and HOD) enlightened the participants on bleaching by demonstrating the procedure on patient. All the queries of participants were answered by respective faculty members. Ample time was given to participants to practice. Finally all the participants were evaluated through multiple choice questions by the instructors and marked accordingly.


Prof. & HOD
Dept. of Conservative Dentistry
and Endodontics
D.C.H.R. Kanpur
Dr. Asheesh Sawhny
Head of Department

Principal
Rama Dental College
Hospital and Research
Centre - Kanpur

Faculty of Dental Sciences
Department of Conservative Dentistry and Endodontics
ORDINANCE
Short Term course

Title of the course	Certificate course on “Anterior Aesthetics ”
About the course	Duration-6 Days Course Fee-INR 1000/- Registration End Date- 30 th August'2023 Course Dates- 4 th September'2023 – 11 th September'2023
Course Content	Day 1 04/09/2023 1.1 Introduction 1.2 Diagnosis and Treatment Planning 1.3 Isolation of operating Field 1.4 Demonstration of Rubber Dam application Day 2 05/09/2023 2.1 Discussion on anterior aesthetic materials 2.2 Discussion on Golden Proportion Day 3 06/09/2023 3.1 Discussion on Mid line Diastema 3.2 Demonstration of Mid line Diastema Closure


Prof. & HOD
Dept. of Conservative Dentistry
and Endodontics
R.P.G. H.R.C., Kolar

Day 4 08/09/2023

4.1 Discussion on Tooth Discoloration

4.2 Demonstration of Bleaching

Day 5 09/09/2023

5.1 Discussion on Veneers

5.2 Demonstration of direct Composite Veneers

Day 6 11/09/2023

6.1 Practice session and resolving queries

6.2 MCQ evaluation of students

Faculty

1. Dr Asheesh Sawhny
Professor & HOD, Department of Conservative
Dentistry and Endodontics
Ph no: 9838500100
drasheeshmydentist@gmail.com
2. Dr Baljeet Singh Hora
Professor & pricipal Department of
Conservative Dentistry and Endodontics
Ph no:9417248778
drbaljeet69@yahoo.com
3. Dr Richa Singh
(Reader), Department of Conservative Dentistry
and Endodontics
Ph no:9838870041
richasingh.2804@gmail.com
4. Dr Mukta Bansal
(Senior Lecturer),Department of Conservative
Dentistry and Endodontics
Ph no:9736653155

Prof. & HOD
Dept. of Conservative Dentistry
and Endodontics
R.D.C.H.R.C., KANOUR

drmuktabansal92@gmail.com

Others

Mode of Teaching -OFFLINE

Eligibility: Interns, Fresh Passouts, Postgraduates

Evaluation System -Final evaluation of the students will be done on the basis of MCQ examination.

Objectives of the course are-

- Provide an understanding on various aspects of Smile Design.
- Impart clinical skills to manage discolorations and deformations in anterior aesthetic zone
- Introduction of newer materials and techniques for anterior aesthetics

Certification- Certificates will be awarded to the candidates at the end of the course after satisfactory completion of the course

Course Outcome

This is a specialized course covering all the topics on aesthetic dentistry .To train students in aesthetic procedures and to teach them from basic to advance level of aesthetic procedures such as composite veneers and tooth whitening

Prof. & HOD
Dept. of Conservative Dentistry
and Endodontics
R.D.C.H.R.C., Kanpur



RAMA
UNIVERSITY

WWW.RAMAUUNIVERSITY.AC.IN

2292

Ser No. _____

CERTIFICATE OF SHORT TERM COURSE

This is to certify that

Mr. / Ms. Shriya Shrivastava

has successfully completed more than 30 hours short term course on

" Anterior Aesthetics "

conducted from 04.09.2023 to 11.09.2023 in the department

of Conservative Dentistry and Endodontics faculty of Dental Science

[Signature]
Dean/Principal

[Signature]
Registrar/Controller of Examinations



RAMA
UNIVERSITY

www.ramauiversity.ac.in

2292

Ser No. _____

CERTIFICATE OF SHORT TERM COURSE

This is to certify that

Shriya Shrivastava

Mr. / Ms. _____

has successfully completed more than 30 hours short term course on

Anterior Aesthetics

" _____ "

conducted from 04.09.2023 to 11.09.2023 in the department

of Conservative Dentistry and Faculty of Dental Science
Endodontics

W. S.
Dean/Principal

RK Dumb

Registrar/Controller of Examinations

DEPARTMENT OF CONSERVATIVE DENTISTRY AND ENDODONTICS

SHORT TERM COURSE – 2023

